

Van Zandt County
Monthly Financial & Investment Report


Month Ending May 31, 2020

TO BE RECORDED IN THE JUNE 24, 2020 MINUTES

OF THE COMMISSIONERS' COURT

BY VAN ZANDT COUNTY CLERK.


SUBMITTED THIS THE 18TH DAY OF JUNE 2020



Kenny Edwards, Treasurer

The Van Zandt County Commissioners' Court, having reviewed the Treasurer's Report as presented, having taken reasonable steps to ensure its accuracy, and based upon presentations of the Treasurer's Office, does hereby approve the Report, subject to the independent auditor's review and does further order that it be filed with the official minutes of this meeting. {LGC 114.026(c)}

In addition, the below signatures affirm that the Treasurers' Report complies with statutes as referenced. {LGC 114.026(d)}S



Don Kirkpatrick, Van Zandt County Judge




Brandon Brown

Commissioner Precinct #1




Keith Pearson

Commissioner Precinct #3



Virgil Melton, Jr.

Commissioner Precinct #2



Tim West

Commissioner Precinct #4

DATE 06/18/2020 TIME 14:01

COMBINED STATEMENT OF CASH POSITION FOR MAY

FUND NAME	CHECKING ACCOUNT	CHECKING AMOUNT	TDOA ACCOUNT	TDOA AMOUNT	FUND TOTAL
2020 010 GENERAL FUND	FIN CLEAR AMERICAN CTY JURX	82,750.18	TDOA MBIA	6,526,372.80	6,613,811.41
2020 012 RESERVE FUNDS	FIN CLEAR	3,349.00	TDOA MBIA	1,339.43	
2020 015 SHERIFF CHAPTER 59 FORFEITURE IN CLEAR AMERICAN	FIN CLEAR	7,419.08	TDOA MBIA	11,339.41	18,758.49
2020 016 DA FORFEITURE FUND	FIN CLEAR		TDOA MBIA		
	ESCR0W #1	3,104.11			
	ESCR0W #2	2,680.07			
	ESCR0W #3	1,172.05			
	ESCR0W #4	7,448.06			
	ESCR0W #5				
	ESCR0W #6				
	ESCR0W #7				
	ESCR0W #8	520.63			
	ESCR0W #9				
	ESCR0W #10	29,032.03			
	ESCR0W #11	652.09			
	ESCR0W #12	11,532.74			
	ESCR0W #13				
	ESCR0W #14				
	ESCR0W #15				
	ESCR0W #16				
	ESCR0W #17				
	ESCR0W #18	7,192.97			
	ESCR0W #19				
	ESCR0W #20				
	ESCR0W #21	6,405.77			
	ESCR0W #22	2,308.19			
	ESCR0W #23	8,141.97			
	ESCR0W #24				
	ESCR0W #25				
	ESCR0W #26	1,000.82			
	ESCR0W #27	2,924.89			
	ESCR0W #28	2,712.45			
	ESCR0W #29				
	ESCR0W #30				
	ESCR0W #31	537.78			
	ESCR0W #32				
	ESCR0W #33	3,653.01			
	ESCR0W #34	9,654.95			
	ESCR0W #35	202.79			
	ESCR0W #36	3,131.21			
	ESCR0W #37				
	ESCR0W #38				
	ESCR0W #39	1,480.52			
	ESCR0W #40				
	ESCR0W #41				
	ESCR0W #42				
	ESCR0W #43				
	ESCR0W #44				
	ESCR0W #45				

FUND NAME	CHECKING ACCOUNT	CHECKING AMOUNT	TDOA ACCOUNT	TDOA AMOUNT	FUND TOTAL
2020 017 BUILDING SECURITY FUND	ESCROW #46				
	ESCROW #47				
	ESCROW #48				
	ESCROW #49				
	ESCROW #50				
	ESCROW #51				
	ESCROW #52				
	ESCROW #53				
	ESCROW #54				
	ESCROW #55				
	ESCROW #56				
	ESCROW #57				
	ESCROW #58				
	ESCROW #59				
	ESCROW #60				
	ESCROW #61				
	ESCROW #62				
	ESCROW #63				
	ESCROW #64				
	ESCROW #65				
ESCROW #66					
ESCROW #67					
ESCROW #68					
ESCROW #69					
ESCROW #70					
ESCROW #71					
ESCROW #72					
ESCROW #73					
ESCROW #74					
ESCROW #75					
ESCROW #76					
ESCROW #77					
ESCROW #78					
ESCROW #79					
ESCROW #80					
ESCROW #81					
ESCROW #82					
ESCROW #83					
ESCROW #84					
ESCROW #85					
ESCROW #86					
ESCROW #87					
ESCROW #88					
	FIN CLEAR	19,783.43	TDOA MBIA	2.14	111,947.40
2020 018 JUSTICE COURT BLDG SECURITY FUND	FIN CLEAR	1,690.17	TDOA	9,403.54	11,093.71
2020 019 DA FORFEITURE FUND	ESCROW #13				
	ESCROW #14				
	ESCROW #15				
	ESCROW #16				
	ESCROW #45				
	FIN CLEAR	1,683.88			1,683.88
2020 021 ROAD & BRIDGE - PCT. 1	FIN CLEAR	25,133.20	TDOA	904,907.76	

FUND NAME	CHECKING ACCOUNT	CHECKING AMOUNT	TDOA ACCOUNT	TDOA AMOUNT	FUND TOTAL
2020 022 ROAD & BRIDGE - PCT. 2	FIN CLEAR	8,872.03	TDOA MBIA	1,508,243.55	1,836,955.66
2020 023 ROAD & BRIDGE - PCT. 3	FIN CLEAR	15,643.66	TDOA MBIA	1,447,250.66	1,462,894.97
2020 024 ROAD & BRIDGE - PCT. 4	FIN CLEAR	14,502.17	TDOA MBIA	1,086,169.24	1,101,037.05
2020 026 ROAD & BRIDGE - GEN	FIN CLEAR	7,996.27	TDOA MBIA	365.64	1,020.80
2020 035 VICTIM COORDINATOR GRANT	FIN CLEAR	9,104.81-	TDOA MBIA	1,020.80	9,017.07
2020 036 DA FORFEITURE FUND II	FIN CLEAR	6,327.50	TDOA MBIA	2,221.14	9,104.81-
2020 037 CONSTABLE PCT #4 SEIZURE	FIN CLEAR	760.89	TDOA MBIA	5,878.78	8,548.64
2020 040 COUNTY LAW LIBRARY FUND	FIN CLEAR	7,247.09	TDOA MBIA	64,677.41	6,639.67
2020 042 COUNTY FREE LIBRARY	FIN CLEAR	21,004.95	TDOA MBIA	64,677.41	71,924.50
2020 043 COMMUNITY LIBRARY CONTRIBUTION	FIN CLEAR		TDOA MBIA		21,004.95
2020 047 DIGITIZE RECORDS	FIN CLEAR	5,604.46	TDOA MBIA	87,878.20	93,482.66
2020 048 SUPPLEMENTAL GUARDIANSHIP	FIN CLEAR	1,757.22	TDOA	34,433.42	36,190.64
2020 049 COUNTY CHILD ABUSE PREVENTION	FIN CLEAR	1,710.35	TDOA	8,277.70	9,988.05
2020 050 COUNTY SPECIALTY COURT ACCOUNT	FIN CLEAR	563.41	TDOA MBIA	.03	563.44
2020 052 COUNTY & DISTRICT TECH FUND	FIN CLEAR	425.28	TDOA MBIA	4,986.26	5,411.54
2020 053 CAPITALCREDITSECONOMICDEVELOPMENT	FIN CLEAR	507.53	TDOA	311,317.55	311,825.08
2020 054 DISTRICT CLERK TECHNOLOGY FUND	FIN CLEAR	3,391.24	TDOA	27,015.86	30,407.10
2020 055 CHAPTER 19	FIN CLEAR		TDOA MBIA		
2020 056 COUNTY RECORDS FUND	FIN CLEAR	8,405.77	TDOA MBIA	136,990.55	145,396.32
2020 057 COUNTY CLERK RECORDS FUND	FIN CLEAR	10,600.94	TDOA	191,757.71	

DATE 06/18/2020 TIME 14:01

COMBINED STATEMENT OF CASH POSITION FOR MAY

GELL102 PAGE

4

FUND NAME	CHECKING ACCOUNT	CHECKING AMOUNT	TDOA ACCOUNT	TDOA AMOUNT	FUND TOTAL
2020 058 DISTRICT CLERK RECORDS FUND	FIN CLEAR	4,910.10	TDOA	5,426.78	10,336.88
2020 059 COUNTY CLERK ARCHIVE	FIN CLEAR	9,220.91	TDOA	407,415.64	416,636.55
2020 070 PERMANENT IMPROVEMENT FUND	FIN CLEAR	2,303.62	TDOA	79,405.90	81,709.52
2020 075 RIGHT-OF-WAY FUND	FIN CLEAR		TDOA		
2020 084 TAX ANTICIPATION NOTES	FIN CLEAR		TDOA		
2020 085 DEBT SERVICE FUND	DEBT CL	21,881.83	TDOA	375,176.22	397,058.05
2020 087 VZC INDIGENT HEALTH PROGRAM	FIN CLEAR	20,255.91	TDOA	139,192.06	159,447.97
2020 088 SOIL CONSERVATION DIST FUND	FIN CLEAR	8,667.21	TDOA	69,306.67	77,973.88
2020 090 APPELLATE JUSTICE SYSTEM FUND	FIN CLEAR	705.35	TDOA		705.35
2020 095 PAYROLL CLEARING ACCOUNT.	PAYCLEAR	194,039.82	MBIA		194,039.82
2020 096 GEN FIXED ASSETS ACCOUNT GRP			MBIA		
2020 097 LONG TERM DEBT GROUP			MBIA		
2020 131 VAN ZANDT COUNTY JAIL	FIN CLEAR	24,695.98	TDOA	523,500.00	548,195.98
2020 132 VAN ZANDT COUNTY SHERIFF DEPT	FIN CLEAR	4,664.28	TDOA	443,000.00	447,664.28
2020 145 SOLID WASTE GRANT	FIN CLEAR	203.03	MBIA		203.03
2020 400 FRUITVALE 2011 TXCDBG	710056WATER				
2020 401 BENNEBELERWSC	71348911131115				
2020 402 LITTLEHOPEMOOREWSC	7130260813				
2020 540 PRETRIAL SUPERVISION	FIN CLEAR	307.46	TDOA	133,513.22	133,820.68
2020 541 COMMUNITY SUP & CORRECTIONS	FIN CLEAR	6,224.58	TDOA	370,974.56	377,199.14
2020 542 ADULT PROBATION CIVIL	FIN CLEAR	5,825.86	TDOA	51,106.96	367,738.58
2020 543 HIGH RISK SUBSTANCE ABUSE	-CFIN CLEAR	790.89	TDOA	310,805.76	

FUND NAME	CHECKING ACCOUNT	CHECKING AMOUNT	TDOA ACCOUNT	TDOA AMOUNT	FUND TOTAL
2020 544 HIGH RISK SEX OFFENDER -CCP	FIN CLEAR	813.63	TDOA		813.63
2020 545 GRANT C COMMIT REDUCTION PROFIT	FIN CLEAR	7,022.99			7,022.99
2020 546 JUVENILE PROBATION FUND	FIN CLEAR	96,861.72	TDOA MBIA		96,861.72
2020 547 VZCJPD STATE AID GRANT	FIN CLEAR	39,279.66	TDOA MBIA		39,279.66
2020 549 VZCJPD - GRANT N	FIN CLEAR	19,503.29	TDOA MBIA		19,503.29
2020 550 D A SUPPLEMENTAL FUND	FIN CLEAR	2,570.09-	TDOA MBIA	92.26	2,477.83-
2020 551 VOICES - JUV CJD GRANT	FIN CLEAR	2,185.03-	TDOA		2,185.03-
2020 552 ETCOG RESIDENTIAL	FIN CLEAR	1,411.00-			1,411.00-
2020 555 JUVENILE PROBATION INTEREST	FIN CLEAR	83.67	TDOA MBIA	23,877.69	23,961.36
2020 556 REGIONAL SERVICE ENHANCEMENT	FIN CLEAR	36,315.55			36,315.55
2020 558 GRANT S	FIN CLEAR	7,578.35			7,578.35
2020 559 MENTAL IMPAIRMENT CASELOAD	FIN CLEAR	11,675.93	TDOA MBIA		11,675.93
2020 565 INDIGENT DEFENSE GRANT	FIN CLEAR	24,584.02	TDOA	25,620.54	50,204.56
2020 567 FIRE MARSHAL	FIN CLEAR	65,489.51	TDOA	127,175.33	192,664.84
2020 568 TECHNOLOGY RESOURCES	FIN CLEAR		TDOA		
2020 569 HAVA ELECTION GRANT	FIN CLEAR	15,359.98	TDOA MBIA		15,359.98
2020 570 GOLDEN WATER SUPPLY CORP					
2020 580 D.A. CHECK COLLECTION FUND	FIN CLEAR	2,408.39	TDOA MBIA	10,669.86	13,078.25
2020 591 CONSTABLE #1 TLEOSE FUND	FIN CLEAR	2,534.43	TDOA MBIA		2,534.43
2020 592 CONSTABLE #2 TLEOSE FUND	FIN CLEAR	2,692.48	MBIA		2,692.48
2020 593 CONSTABLE #3 TLEOSE FUND	FIN CLEAR	1,359.92	MBIA		1,359.92
2020 594 CONSTABLE #4 TLEOSE FUND	FIN CLEAR	5,633.01	TDOA MBIA		5,633.01

FUND NAME	CHECKING ACCOUNT	CHECKING AMOUNT	TDOA ACCOUNT	TDOA AMOUNT	FUND TOTAL
2020 595 SHERIFF TIEOSE FUND	FIN CLEAR	9,923.39	TDOA MBIA		9,923.39
2020 596 DA TIEOSE FUND	FIN CLEAR	2,290.27	MBIA		2,290.27
2020 600 JUSTICE COURT TECHNOLOGY FUNFIN CLEAR		5,092.96	TDOA MBIA	53,637.17	58,730.13
2020 800 CONTRIBUTION RELIEF FUND	FIN CLEAR		TDOA	16,082.93	16,082.93
2020 802 VETERAN'S MEMORIAL WALL FUNDFIN CLEAR			TDOA		
2020 803 HISTORICAL COMMISSION	FIN CLEAR	3,014.12	TDOA	5,280.07	8,294.19
2020 804 VAN TORNADO-ASSISTANCE	FIN CLEAR				
2020 805 FEMA - DEC 2015 STORM	FIN CLEAR		TDOA		
2020 806 FEMA APRIL 2016 STORM	FIN CLEAR				
2020 807 HAZARD MITIGATION GRANT	FIN CLEAR	35,624.49-	TDOA		35,624.49-
2020 808 COURTHOUSE PLANNING GRANT	FIN CLEAR	36,306.24-			36,306.24-
2020 809 PRETRIAL INTERVENTION PROGRAMFIN CLEAR		2,954.46	TDOA	49,800.53	52,754.99
2020 810 SHERIFF JUSTICE FORFEITURE PFIN CLEAR		870.00	TDOA	25,425.89	26,295.89
2020 811 SHERIFF TREASURY FORFEITURE FIN CLEAR			TDOA		
2020 812 CONSTABLE PCT #1 FORFEITURE FIN CLEAR		500.00	TDOA		500.00
2020 813 VOICES - JUV CJD GRANT	FIN CLEAR	8,176.67-			8,176.67-
2020 814 LOCAL TRUNNCY PREVENTION & DFIN CLEAR		1,823.57	TDOA		1,823.57
2020 815 COVID-19	FIN CLEAR	6,657.17-	TDOA MBIA		6,657.17-
TOTAL		937,403.73		15,938,180.01	16,875,583.74

CHECK ACCOUNT

ACCOUNT BALANCE -	CHECK
FIN CLEAR	604,501.80
ACCOUNT BALANCE -	3,349.00
CTY JURY	3,104.11
ESCROW #1	2,680.07
ESCROW #2	1,172.05
ESCROW #3	7,448.06
ESCROW #4	520.63
ESCROW #8	29,032.03
ESCROW #10	652.09
ESCROW #11	11,532.74
ESCROW #12	7,192.97
ESCROW #17	6,405.77
ESCROW #21	2,308.19
ESCROW #22	8,141.97
ESCROW #23	1,000.82
ESCROW #26	2,924.89
ESCROW #27	2,712.45
ESCROW #28	537.78
ESCROW #30	3,653.01
ESCROW #33	9,654.95
ESCROW #34	202.79
ESCROW #35	3,131.21
ESCROW #36	1,480.52
ESCROW #39	1,683.88
ESCROW #45	5,035.89
ESCROW #69	640.15
ESCROW #84	782.26
ESCROW #86	21,881.83
DEBT CL	194,039.82
PAYCLEAR	

TOTAL

937,403.73

TDOA ACCOUNT

TDOA

ACCOUNT BALANCE -	14,930,648.57
MBIA	1,007,531.44

TOTAL

15,938,180.01

FUND NAME	***** MONTH TO DATE ***** REVENUES	***** YEAR TO DATE ***** REVENUES	***** MONTH TO DATE ***** EXPENSES	***** YEAR TO DATE ***** EXPENSES
2020 GENERAL FUND	579,602.13	1,052,205.76	12,048,947.28	7,776,257.06
2020 RESERVE FUNDS	.00	.00	.00	.00
2020 SHERIFF CHAPTER 59 FORFEITURE	7,334.92	7,455.39	.00	.00
2020 DA FORFEITURE FUND	.00	.00	.00	.00
2020 BUILDING SECURITY FUND	4,821.39	41,241.71	39,325.34	
2020 JUSTICE COURT BLDG SECURITY	128.00	1,827.94	2,098.06	
2020 DA FORFEITURE FUND	.00	.00	.00	.00
2020 ROAD & BRIDGE - PCT. 1	41,284.36	1,574,672.56	1,016,518.20	
2020 ROAD & BRIDGE - PCT. 2	49,258.38	1,814,103.95	765,907.52	
2020 ROAD & BRIDGE - PCT. 3	43,200.35	1,686,066.23	876,409.72	
2020 ROAD & BRIDGE - PCT. 4	39,149.54	88,761.10	1,453,192.06	776,788.67
2020 ROAD & BRIDGE - GEN	4,718.55	5,296.50	37,755.04	31,553.77
2020 VICTIM COORDINATOR GRANT	.00	6,252.41	28,958.78	39,639.52
2020 DA FORFEITURE FUND II	.50	1,167.10	10,965.97	9,956.02
2020 CONSTABLE PCT #4 SEIZURE	1.34	.00	49.13	.00
2020 COUNTY LAW LIBRARY FUND	2,009.75	2,156.78	18,940.92	14,068.71
2020 COUNTY FREE LIBRARY	10,543.04	11,730.72	87,287.39	72,737.48
2020 COMMUNITY LIBRARY CONTRIBUTION	.00	.00	.00	.00
2020 DIGITIZE RECORDS	779.01	.00	7,017.32	.00
2020 SUPPLEMENTAL GUARDIANSHIP	407.85	.00	2,182.75	.00
2020 COUNTY CHILD ABUSE PREVENTION	57.53	.00	1,051.92	.00
2020 COUNTY SPECIALTY COURT ACCOUNT	166.79	.00	563.41	.00
2020 COUNTY & DISTRICT TECH FUND	82.75	.00	783.10	1,908.04
2020 CAPITALCREDITSECONOMICDEVELOP	71.02	.00	2,780.70	34,000.00
2020 DISTRICT CLERK TECHNOLOGY FUND	436.16	.00	4,830.64	.00
2020 CHAPTER 19	.00	.00	.00	.00

FUND NAME	***** MONTH TO DATE ***** REVENUES	***** MONTH TO DATE ***** EXPENSES	***** YEAR TO DATE ***** REVENUES	***** YEAR TO DATE ***** EXPENSES
2020 COUNTY RECORDS FUND	956.16	175.00	10,478.24	1,635.00
2020 COUNTY CLERK RECORDS FUND	8,272.07	8,435.89	65,781.93	23,917.23
2020 DISTRICT CLERK RECORDS FUND	238.10	.00	2,709.02	.00
2020 COUNTY CLERK ARCHIVE	8,261.04	.00	67,034.97	.00
2020 PERMANENT IMPROVEMENT FUND	18.11	.00	100,705.90	98,774.23
2020 RIGHT-OF-WAY FUND	.00	.00	.00	.00
2020 TAX ANTICIPATION NOTES	.00	.00	.00	.00
2020 DEBT SERVICE FUND	14,993.62	7,066.80	1,150,430.25	1,023,487.00
2020 VZC INDIGENT HEALTH PROGRAM	12,083.33	10,098.06	105,130.29	84,254.61
2020 SOIL CONSERVATION DIST FUND	15.81	.00	6,579.96	6,074.80
2020 APPELLATE JUSTICE SYSTEM FUND	285.00	490.00-	2,625.00	2,340.00
2020 PAYROLL CLEARING ACCOUNT.	.00	.00	.00	.00
2020 GEN FIXED ASSETS ACCOUNT GRP	.00	.00	.00	.00
2020 LONG TERM DEBT GROUP	.00	.00	.00	.00
2020 VAN ZANDT COUNTY JAIL	225,968.72	214,206.18	1,759,633.66	1,518,336.64
2020 VAN ZANDT COUNTY SHERIFF DEPT	216,678.17	201,332.19	1,744,816.58	1,572,614.03
2020 SOLID WASTE GRANT	.00	.00	.00	.00
2020 FRUITVALE 2011 TXCDBG 710056	.00	.00	.00	.00
2020 BENWHEELERWSC 71348911131115	.00	.00	.00	.00
2020 LITTLEHOPEMOOREWSC713026081315	.00	.00	.00	.00
2020 PRETRIAL SUPERVISION	2,955.65	5,285.15	26,745.56	32,554.11
2020 COMMUNITY SUP & CORRECTIONS	48,306.63	63,537.67	437,207.49	413,354.16
2020 ADULT PROBATION CIVIL	397.64	1,693.36	18,077.09	10,860.50
2020 HIGH RISK SUBSTANCE ABUSE -CCP	2,437.29	5,651.47	35,747.98	35,747.98
2020 HIGH RISK SEX OFFENDER -CCP	4,205.33	6,616.07	41,835.04	41,835.04
2020 GRANT C COMMIT REDUCTION PROG	5,046.00	6,670.12	50,456.00	44,533.98

FUND NAME	***** MONTH TO DATE ***** REVENUES	***** YEAR TO DATE ***** REVENUES	***** MONTH TO DATE ***** EXPENSES	***** YEAR TO DATE ***** EXPENSES
2020 JUVENILE PROBATION FUND	58,780.75	428,090.65	46,463.90	371,528.96
2020 VZCJPD STATE AID GRANT	27,400.00	333,378.23	46,556.67	288,021.87
2020 VZCJPD - GRANT N	7,497.00	79,927.00	6,981.24	65,377.78
2020 D A SUPPLEMENTAL FUND	.02	7,500.68	2,982.80	16,318.99
2020 VOICES - JUV CJD GRANT	.00	12,672.11	.00	4,223.68
2020 ETCOG RESIDENTIAL	.00	3,096.51	.00	3,030.48
2020 JUVENILE PROBATION INTEREST	6.55	81.27	.00	.00
2020 REGIONAL SERVICE ENHANCEMENT	6,966.08	69,660.82	8,396.52	33,845.85
2020 GRANT S	4,273.00	42,729.00	4,240.69	35,393.39
2020 MENTAL IMPAIRMENT CASELOAD	.00	25,854.00	5,590.29	14,913.73
2020 INDIGENT DEFENSE GRANT	27,304.50	27,482.49	5,363.69	31,923.21
2020 FIRE MARSHAL	22,139.01	138,372.69	14,008.37	231,008.06
2020 TECHNOLOGY RESOURCES	.00	.00	.00	.00
2020 HAVA ELECTION GRANT	.00	.00	.00	.00
2020 GOLDEN WATER SUPPLY CORP	.00	.00	.00	.00
2020 D.A. CHECK COLLECTION FUND	2.43	822.51	362.73	2,056.67
2020 CONSTABLE #1 TIEOSE FUND	.00	685.17	.00	.00
2020 CONSTABLE #2 TIEOSE FUND	.00	963.92	.00	.00
2020 CONSTABLE #3 TIEOSE FUND	.00	.00	.00	.00
2020 CONSTABLE #4 TIEOSE FUND	.00	685.17	.00	.00
2020 SHERIFF TIEOSE FUND	.00	4,740.48	.00	3,130.06
2020 DA TIEOSE FUND	.00	677.17	.00	.00
2020 JUSTICE COURT TECHNOLOGY FUND	470.86	7,170.17	.00	12,314.77
2020 CONTRIBUTION RELIEF FUND	.00	.00	.00	.00
2020 VETERAN'S MEMORIAL WALL FUND	.00	.00	.00	.00
2020 HISTORICAL COMMISSION	1.20	2,077.84	.00	2,138.47

FUND NAME	***** MONTH TO DATE ***** REVENUES	***** YEAR TO DATE ***** REVENUES	***** MONTH TO DATE ***** EXPENSES	***** YEAR TO DATE ***** EXPENSES
2020 VAN TORNADO-ASSISTANCE	.00	.00	.00	.00
2020 FEMA - DEC 2015 STORM	.00	.00	.00	.00
2020 FEMA APRIL 2016 STORM	.00	.00	.00	.00
2020 HAZARD MITIGATION GRANT	.00	10,989.76	.00	15,287.00
2020 COURTHOUSE PLANNING GRANT	111,944.24	175,480.16	.00	211,786.40
2020 PRETRIAL INTERVENTION PROGRAM	11.36	10,328.94	668.04	4,683.14
2020 SHERIFF JUSTICE FORFEITURE FUN	4.82	130.34	.00	.00
2020 SHERIFF TREASURY FORFEITURE FU	.00	.00	.00	.00
2020 CONSTABLE PCT #1 FORFEITURE FU	.00	.00	.00	.00
2020 VOICES - JUV CJD GRANT	.00	20,207.94	4,817.83	28,846.97
2020 LOCAL TRUANCY PREVENTION & DIV	326.05	1,823.57	.00	.00
2020 COVID-19	.00	.00	1,617.34	7,501.92
TOTAL	1,602,299.90	25,862,297.74	2,156,326.43	17,750,818.82

ACCOUNT NAME	BEGINNING CASH BALANCE	CASH RECEIPTS	CASH DISBURSEMENTS	ENDING CASH BALANCE
2020 010 GENERAL FUND				
COINS	1.00			1.00
CASH	268,110.07	843,526.12	1,028,886.01	82,750.18
RETURNED CHECK FEES	.00	.00	.00	.00
AMERICAN NATIONAL CASH	.00	.00	.00	.00
VZC JURY CASH CLEARING	3,349.00	418.00	418.00	3,349.00
WZC CHECKING DEBT SERVICE	.00	.00	.00	.00
PETTY CASH COLLECTION-PCT. 1	100.00	.00	.00	100.00
PETTY CASH-CITY CLERK	500.00	.00	.00	500.00
PETTY CASH-DIST CLERK	400.00	.00	.00	400.00
COUNTY COURT JURY CASH	.00	.00	.00	.00
DISTRICT COURT JURY CASH	.00	.00	.00	.00
PETTY CASH-JP #1	200.00	.00	.00	200.00
PETTY CASH-JP #2	200.00	.00	.00	200.00
PETTY CASH - JP#4	200.00	.00	.00	200.00
PETTY CASH-SHERIFF	.00	.00	.00	.00
PETTY CASH-TAX COLLECTOR	3,300.00	.00	.00	3,300.00
PETTY CASH - TAX COLL (BOAT)	.00	.00	.00	.00
PETTY CASH-TAX (BOAT CK ACCT)	2.70	.00	.00	2.70
TIME DEPOSIT ON ACCOUNT	6,624,606.77	1,766.03	100,000.00	6,526,372.80
MBIA MUNICIPAL INVESTORS SERV	1,338.79	64.64	.00	1,332.42
FUND TOTALS	6,902,308.33	845,710.79	1,129,304.01	6,618,715.11
2020 012 RESERVE FUNDS				
CASH	.00	.00	.00	.00
TIME DEPOSIT ON ACCOUNT	.00	.00	.00	.00
MBIA MUNICIPAL INVESTORS SERV	.00	.00	.00	.00
FUND TOTALS	.00	.00	.00	.00
2020 015 SHERIFF CHAPTER 59 FORFEITURE				
CASH	86.74	7,332.34	.00	7,419.08
AMERICAN NATIONAL CASH	.00	.00	.00	.00
CASH-OTHER	.00	.00	.00	.00
TIME DEPOSIT ON ACCOUNT	11,336.83	2.58	.00	11,339.41
MBIA MUNICIPAL INVESTORS SERV	.00	.00	.00	.00
FUND TOTALS	11,423.57	7,334.92	.00	18,758.49
2020 016 DA FORFEITURE FUND				
CASH	.00	.00	.00	.00
D. A. ESCROW/BART ROGERS	3,103.85	.26	.00	3,104.11
D. A. ESCROW/SOLIZ	2,679.84	.23	.00	2,680.07
D. A. ESCROW/CAIE	1,171.90	.15	.00	1,172.05
D. A. ESCROW/RODRIGUEZ	7,447.42	.64	.00	7,448.06
D. A. ESCROW/	.00	.00	.00	.00
D. A. ESCROW/	.00	.00	.00	.00
D. A. ESCROW/	.00	.00	.00	.00
D. A. ESCROW/CAREN WHITE	520.58	.05	.00	520.63
D. A. ESCROW/	.00	.00	.00	.00
D. A. ESCROW/	29,029.57	2.46	.00	29,032.03
D. A. ESCROW/SAYULLO	652.04	.05	.00	652.09
D. A. ESCROW/ASHERD, BRCHR, ALEX	11,531.76	.98	.00	11,532.74
D. A. ESCROW/	.00	.00	.00	.00
D. A. ESCROW/	.00	.00	.00	.00
D. A. ESCROW/	.00	.00	.00	.00
D. A. ESCROW/	.00	.00	.00	.00
D. A. ESCROW/K. TURNER	7,192.36	.61	.00	7,192.97

ACCOUNT NAME	BEGINNING CASH BALANCE	CASH RECEIPTS	CASH DISBURSEMENTS	ENDING CASH BALANCE
D. A. ESCROW/ROY A. PETERSON	.00	.00	.00	.00
D. A. ESCROW/	.00	.00	.00	.00
D. A. ESCROW/M. FLOURNOY	6,405.22	.55	.00	6,405.77
D. A. ESCROW/JERRY WHITE, JR.	2,307.89	.30	.00	2,308.19
D. A. ESCROW/NIPP	8,141.28	.69	.00	8,141.97
D. A. ESCROW/	.00	.00	.00	.00
D. A. ESCROW/DICKERSON	1,000.73	.09	.00	1,000.82
D. A. ESCROW/HEREDIA&GARCIA	2,924.64	.23	.00	2,924.87
D. A. ESCROW/DEWAYNE FRANKLIN	2,712.22	.23	.00	2,712.45
D. A. ESCROW/	.00	.00	.00	.00
D. A. ESCROW/A. RIOS	537.71	.07	.00	537.78
D. A. ESCROW/	.00	.00	.00	.00
D. A. ESCROW/ALFARO	3,652.70	.31	.00	3,653.01
D. A. ESCROW/MCANALLY	9,654.13	.82	.00	9,654.95
D. A. ESCROW/DESARAE DAVIS	202.76	.03	.00	202.79
D. A. ESCROW/ROLAND PLATT	3,130.81	.40	.00	3,131.21
D. A. ESCROW/	.00	.00	.00	.00
D. A. ESCROW/RODNEY ROSS	1,480.33	.19	.00	1,480.52
D. A. ESCROW/	.00	.00	.00	.00
D. A. ESCROW/	.00	.00	.00	.00
D. A. ESCROW/	.00	.00	.00	.00
D. A. ESCROW/	.00	.00	.00	.00
D. A. ESCROW/	.00	.00	.00	.00
D. A. ESCROW/	.00	.00	.00	.00
D. A. ESCROW/	.00	.00	.00	.00
D. A. ESCROW/	.00	.00	.00	.00
D. A. ESCROW/	.00	.00	.00	.00
D. A. ESCROW/	.00	.00	.00	.00
D. A. ESCROW/	.00	.00	.00	.00
D. A. ESCROW/	.00	.00	.00	.00
D. A. ESCROW/	.00	.00	.00	.00
D. A. ESCROW/	.00	.00	.00	.00
D. A. ESCROW/	.00	.00	.00	.00
D. A. ESCROW/JOHN H TUCKER	5,035.24	.65	.00	5,035.89
D. A. ESCROW/	.00	.00	.00	.00
D. A. ESCROW/BILLINGTON	.00	.00	.00	.00
D. A. ESCROW/	.00	.00	.00	.00
D. A. ESCROW/	.00	.00	.00	.00

ACCOUNT NAME	BEGINNING CASH BALANCE	CASH RECEIPTS	CASH DISBURSEMENTS	ENDING CASH BALANCE
2020 021 ROAD & BRIDGE - PCT. 1	18,722.10	121,067.64	77,212.34	25,577.40
CASH DEPOSIT ON ACCOUNT	984,691.04	216.72	80,000.00	904,907.76
MBIA MUNICIPAL INVESTORS	3.66	.00	.00	3.66
FUND TOTALS	965,972.60	121,284.36	157,212.34	930,044.62
2020 022 ROAD & BRIDGE - PCT. 2	18,146.40	113,755.24	86,736.81	8,872.03
CASH DEPOSIT ON ACCOUNT	1,572,890.64	352.91	65,000.00	1,508,243.55
MBIA MUNICIPAL INVESTORS	319,682.82	130.23	.00	319,840.08
FUND TOTALS	1,874,434.09	114,258.38	151,736.81	1,836,955.66
2020 023 ROAD & BRIDGE - PCT. 3	4,914.22	93,257.82	82,528.38	15,643.66
CASH DEPOSIT ON ACCOUNT	1,496,913.13	337.53	50,000.00	1,447,250.66
MBIA MUNICIPAL INVESTORS	.65	.00	.00	.65
FUND TOTALS	1,501,828.00	93,595.35	132,528.38	1,462,894.97
2020 024 ROAD & BRIDGE - PCT. 4	4,118.41	78,895.20	68,511.44	14,502.17
CASH DEPOSIT ON ACCOUNT	1,125,915.07	254.17	40,000.00	1,086,169.24
MBIA MUNICIPAL INVESTORS	365.47	.17	.00	365.64
FUND TOTALS	1,130,398.95	79,149.54	108,511.44	1,101,037.05
2020 026 ROAD & BRIDGE - GEN	6,302.17	4,718.32	3,024.22	7,996.27
CASH DEPOSIT ON ACCOUNT	1,020.57	.23	.00	1,020.80
MBIA MUNICIPAL INVESTORS	.00	.00	.00	.00
FUND TOTALS	7,322.74	4,718.55	3,024.22	9,017.07
2020 035 VICTIM COORDINATOR GRANT	5,513.51	.00	3,591.30	9,104.81
CASH DEPOSIT ON ACCOUNT	.00	.00	.00	.00
MBIA MUNICIPAL INVESTORS	.00	.00	.00	.00
FUND TOTALS	5,513.51	.00	3,591.30	9,104.81
2020 036 DA FORFEITURE FUND II	7,003.65	.00	676.15	6,327.50
CASH DEPOSIT ON ACCOUNT	2,220.64	.50	.00	2,221.14
MBIA MUNICIPAL INVESTORS	.00	.00	.00	.00
FUND TOTALS	9,224.29	.50	676.15	8,548.64
2020 037 CONSTABLE PCT #4 SEIZURE	760.89	.00	.00	760.89
CASH DEPOSIT ON ACCOUNT	5,877.44	1.34	.00	5,878.78
MBIA MUNICIPAL INVESTORS	.00	.00	.00	.00
FUND TOTALS	6,638.33	1.34	.00	6,639.67
2020 040 COUNTY LAW LIBRARY FUND	7,408.87	1,995.00	2,156.78	7,247.09

ACCOUNT NAME	BEGINNING CASH BALANCE	CASH RECEIPTS	CASH DISBURSEMENTS	ENDING CASH BALANCE
2020 042 COUNTY FREE LIBRARY	17,252.35	10,543.04	6,790.44	21,004.95
CASH	.00	.00	.00	.00
TIME DEPOSIT ON ACCOUNT	.00	.00	.00	.00
MBIA MUNICIPAL INVESTORS SERV	.00	.00	.00	.00
FUND TOTALS	17,252.35	10,543.04	6,790.44	21,004.95
2020 043 COMMUNITY LIBRARY CONTRIBUTION	.00	.00	.00	.00
CASH	.00	.00	.00	.00
TIME DEPOSIT ON ACCOUNT	.00	.00	.00	.00
MBIA MUNICIPAL INVESTORS SERV	.00	.00	.00	.00
FUND TOTALS	.00	.00	.00	.00
2020 047 DIGITIZE RECORDS	4,845.49	758.97	.00	5,604.46
CASH	87,858.16	20.04	.00	87,878.20
TIME DEPOSIT ON ACCOUNT	.00	.00	.00	.00
MBIA	.00	.00	.00	.00
FUND TOTALS	92,703.65	779.01	.00	93,482.66
2020 048 SUPPLEMENTAL GUARDIANSHIP	1,357.22	400.00	.00	1,757.22
CASH	34,425.57	7.85	.00	34,433.42
TEXPOOL	35,782.79	407.85	.00	36,190.64
FUND TOTALS	1,357.22	407.85	.00	1,757.22
2020 049 COUNTY CHILD ABUSE PREVENTION	1,654.70	55.65	.00	1,710.35
CASH	8,275.82	1.88	.00	8,277.70
TIME DEPOSIT ON ACCOUNT	9,930.52	57.53	.00	9,988.05
FUND TOTALS	1,654.70	57.53	.00	1,710.35
2020 050 COUNTY SPECIALTY COURT ACCOUNT	396.62	166.79	.00	563.41
CASH	.03	.00	.00	.03
TIME DEPOSIT ON ACCOUNT	.00	.00	.00	.00
MBIA MUNICIPAL INVESTORS SERV	.00	.00	.00	.00
FUND TOTALS	396.65	166.79	.00	563.44
2020 052 COUNTY & DISTRICT TECH FUND	343.66	81.62	.00	425.28
CASH	4,985.13	1.13	.00	4,986.26
TIME DEPOSIT ON ACCOUNT	.00	.00	.00	.00
MBIA	.00	.00	.00	.00
FUND TOTALS	5,328.79	82.75	.00	5,411.54
2020 053 CAPITALCREDITSECONOMICDEVELOP	507.53	.00	.00	507.53
CASH	311,246.53	71.02	.00	311,317.55
TIME DEPOSIT ON ACCOUNT	311,754.06	71.02	.00	311,825.08
FUND TOTALS	507.53	.00	.00	507.53
2020 054 DISTRICT CLERK TECHNOLOGY FUND	2,961.24	430.00	.00	3,391.24
CASH	27,009.70	6.16	.00	27,015.86
TIME DEPOSIT ON ACCOUNT	.00	.00	.00	.00
MBIA MUNICIPAL INVESTORS SERV	.00	.00	.00	.00
FUND TOTALS	29,970.94	436.16	.00	30,407.10
2020 055 CHAPTER 19	.00	.00	.00	.00

ACCOUNT NAME	BEGINNING CASH BALANCE	CASH RECEIPTS	CASH DISBURSEMENTS	ENDING CASH BALANCE
2020 056 COUNTY RECORDS FUND				
CASH	7,655.86	924.91	175.00-	8,405.77
TIME DEPOSIT ON ACCOUNT	136,959.30	31.25	.00	136,990.55
MBIA MUNICIPAL INVESTORS SERV	.00	.00	.00	.00
FUND TOTALS	144,615.16	956.16	175.00-	145,396.32
2020 057 COUNTY CLERK RECORDS FUND				
CASH	30,806.55	8,230.28	28,435.89-	10,600.94
TIME DEPOSIT ON ACCOUNT	171,715.92	20,041.79	.00	191,757.71
MBIA MUNICIPAL INVESTORS SERV	.00	.00	.00	.00
FUND TOTALS	202,522.47	28,272.07	28,435.89-	202,358.65
2020 058 DISTRICT CLERK RECORDS FUND				
CASH	4,673.23	236.87	.00	4,910.10
TIME DEPOSIT ON ACCOUNT	5,425.55	1.23	.00	5,426.78
FUND TOTALS	10,098.78	238.10	.00	10,336.88
2020 059 COUNTY CLERK ARCHIVE				
CASH	41,048.91	8,172.00	40,000.00-	9,220.91
TIME DEPOSIT ON ACCOUNT	367,325.60	40,089.04	.00	407,415.64
FUND TOTALS	408,375.51	48,261.04	40,000.00-	416,636.55
2020 070 PERMANENT IMPROVEMENT FUND				
CASH	2,303.62	.00	.00	2,303.62
TIME DEPOSIT ON ACCOUNT	79,387.79	18.11	.00	79,405.90
MBIA MUNICIPAL INVESTORS SERV	.00	.00	.00	.00
FUND TOTALS	81,691.41	18.11	.00	81,709.52
2020 075 RIGHT-OF-WAY FUND				
CASH	.00	.00	.00	.00
TIME DEPOSIT ON ACCOUNT	.00	.00	.00	.00
MBIA MUNICIPAL INVESTORS SERV	.00	.00	.00	.00
FUND TOTALS	.00	.00	.00	.00
2020 084 TAX ANTICIPATION NOTES				
CASH	.00	.00	.00	.00
TIME DEPOSIT ON ACCOUNT	.00	.00	.00	.00
MBIA	.00	.00	.00	.00
FUND TOTALS	.00	.00	.00	.00
2020 085 DEBT SERVICE FUND				
CASH	382,064.43	14,817.40	375,000.00-	21,881.83
TIME DEPOSIT ON ACCOUNT	.00	375,176.22	.00	375,176.22
MBIA MUNICIPAL INVESTORS SERV	.00	389,993.62	.00	397,058.05
FUND TOTALS	382,064.43	389,993.62	375,000.00-	21,881.83
2020 087 VZC INDIGENT HEALTH PROGRAM				
CASH	17,072.32	12,083.33	8,899.74-	20,255.91
TIME DEPOSIT ON ACCOUNT	139,192.06	.00	.00	139,192.06
MBIA MUNICIPAL INVESTORS SERV	.00	.00	.00	.00
FUND TOTALS	156,264.38	12,083.33	8,899.74-	159,447.97
2020 088 SOIL CONSERVATION DIST FUND				
CASH	8,667.21	.00	.00	8,667.21

ACCOUNT NAME	BEGINNING CASH BALANCE	CASH RECEIPTS	CASH DISBURSEMENTS	ENDING CASH BALANCE
2020 090 APPELLATE JUSTICE SYSTEM FUND	69.65-	775.00	.00	705.35
CASH	.00	.00	.00	.00
TIME DEPOSIT ON ACCOUNT	.00	.00	.00	.00
MBIA MUNICIPAL INVESTORS SERV	.00	.00	.00	.00
FUND TOTALS	69.65-	775.00	.00	705.35
2020 095 PAYROLL CLEARING ACCOUNT.	194,039.82	.00	.00	194,039.82
CASH	.00	.00	.00	.00
MBIA MUNICIPAL INVESTORS SERV	.00	.00	.00	.00
FUND TOTALS	194,039.82	.00	.00	194,039.82
2020 096 GEN FIXED ASSETS ACCOUNT GRP	.00	.00	.00	.00
MBIA MUNICIPAL INVESTORS SERV	.00	.00	.00	.00
FUND TOTALS	.00	.00	.00	.00
2020 097 LONG TERM DEBT GROUP	.00	.00	.00	.00
MBIA MUNICIPAL INVESTORS SERV	.00	.00	.00	.00
FUND TOTALS	.00	.00	.00	.00
2020 131 VAN ZANDT COUNTY JAIL	53,368.51-	227,028.46	148,963.97-	24,695.98
CASH	.00	.00	.00	.00
MEDICARE PAYABLE	.00	.00	.00	.00
VOUCHERS PAYABLE	.00	.00	.00	.00
TIME DEPOSIT ON ACCOUNT	523,500.00	.00	.00	523,500.00
MBIA MUNICIPAL INVESTORS SERV	.00	.00	.00	.00
FUND TOTALS	470,131.49	227,028.46	148,963.97-	548,195.98
2020 132 VAN ZANDT COUNTY SHERIFF DEPT	26,200.76-	225,678.17	194,813.13-	4,664.28
CASH	.00	.00	.00	.00
TIME DEPOSIT ON ACCOUNT	387,000.00	65,000.00	9,000.00-	443,000.00
MBIA MUNICIPAL INVESTORS SERV	.00	.00	.00	.00
FUND TOTALS	360,799.24	290,678.17	203,813.13-	447,664.28
2020 145 SOLID WASTE GRANT	203.03	.00	.00	203.03
CASH	.00	.00	.00	.00
TIME DEPOSIT ON ACCOUNT	.00	.00	.00	.00
FUND TOTALS	203.03	.00	.00	203.03
2020 400 FRUITVALE 2011 TXCDBG 710056	.00	.00	.00	.00
CASH	.00	.00	.00	.00
WATER GRANT CASH	.00	.00	.00	.00
FUND TOTALS	.00	.00	.00	.00
2020 401 BENNHEILERWSC 71348911131115	.00	.00	.00	.00
FUND TOTALS	.00	.00	.00	.00
2020 402 LITTLEHOPEMOOREWSC713026081315	.00	.00	.00	.00
CASH	.00	.00	.00	.00
WATER GRANT CASH	.00	.00	.00	.00
FUND TOTALS	.00	.00	.00	.00
2020 540 PRETRIAL SUPERVISION	51.92	3,925.00	3,669.46-	307.46
CASH				

ACCOUNT NAME	BEGINNING CASH BALANCE	CASH RECEIPTS	CASH DISBURSEMENTS	ENDING CASH BALANCE
2020 541 COMMUNITY SUP & CORRECTIONS	134,482.57	3,955.65	4,669.46	133,820.68
CASH	134,482.57	3,955.65	4,669.46	133,820.68
PETTY CASH	19,420.92	31,130.00	44,326.34	6,224.58
TIME DEPOSIT ON ACCOUNT	370,889.93	84.63	.00	370,974.56
MBIA MUNICIPAL INVESTORS SERV	.00	.00	.00	.00
FUND TOTALS	390,410.85	31,214.63	44,326.34	377,299.14
2020 542 ADULT PROBATION CIVIL	6,658.49	240.00	1,072.63	5,825.86
CASH	51,095.31	11.65	.00	51,106.96
TDOA	310,652.77	145.92	.00	310,805.76
MBIA	368,413.57	397.64	1,072.63	367,738.58
FUND TOTALS	6,658.49	240.00	1,072.63	5,825.86
2020 543 HIGH RISK SUBSTANCE ABUSE -CCP	1,835.43	2,437.29	3,481.83	790.89
CASH	.00	.00	.00	.00
TIME DEPOSIT ON ACCOUNT	.00	.00	.00	.00
MBIA MUNICIPAL INVESTORS SERV	1,835.43	2,437.29	3,481.83	790.89
FUND TOTALS	1,835.43	2,437.29	3,481.83	790.89
2020 544 HIGH RISK SEX OFFENDER -CCP	730.91	4,205.33	4,122.61	813.63
CASH	.00	.00	.00	.00
TIME DEPOSIT ON ACCOUNT	.00	.00	.00	.00
MBIA MUNICIPAL INVESTORS SERV	730.91	4,205.33	4,122.61	813.63
FUND TOTALS	730.91	4,205.33	4,122.61	813.63
2020 545 GRANT C COMMIT REDUCTION PROG	5,843.10	5,046.00	3,866.11	7,022.99
CASH	5,843.10	5,046.00	3,866.11	7,022.99
FUND TOTALS	5,843.10	5,046.00	3,866.11	7,022.99
2020 546 JUVENILE PROBATION FUND	71,952.71	58,780.75	33,871.74	96,861.72
CASH	.00	.00	.00	.00
TIME DEPOSIT ON ACCOUNT	.00	.00	.00	.00
MBIA MUNICIPAL INVESTORS SERV	71,952.71	58,780.75	33,871.74	96,861.72
FUND TOTALS	71,952.71	58,780.75	33,871.74	96,861.72
2020 547 VZCJPD STATE AID GRANT	44,575.40	27,400.00	32,695.74	39,279.66
CASH	44,575.40	27,400.00	32,695.74	39,279.66
TIME DEPOSIT ON ACCOUNT	.00	.00	.00	.00
MBIA MUNICIPAL INVESTORS SERV	.00	.00	.00	.00
FUND TOTALS	44,575.40	27,400.00	32,695.74	39,279.66
2020 549 VZCJPD - GRANT N	17,190.77	7,497.00	5,184.48	19,503.29
CASH	17,190.77	7,497.00	5,184.48	19,503.29
TIME DEPOSIT ON ACCOUNT	.00	.00	.00	.00
MBIA MUNICIPAL INVESTORS SERV	.00	.00	.00	.00
FUND TOTALS	17,190.77	7,497.00	5,184.48	19,503.29
2020 550 D A SUPPLEMENTAL FUND	848.47	.00	1,721.62	2,570.09
CASH	848.47	.00	1,721.62	2,570.09
TIME DEPOSIT ON ACCOUNT	92.24	.00	.00	92.26
MBIA MUNICIPAL INVESTORS SERV	.00	.00	.00	.00
FUND TOTALS	756.23	.02	1,721.62	2,477.83
2020 551 VOICES - JUV CJD GRANT	2,185.03	.00	.00	2,185.03
CASH	2,185.03	.00	.00	2,185.03
TIME DEPOSIT ON ACCOUNT	.00	.00	.00	.00
MBIA MUNICIPAL INVESTORS SERV	.00	.00	.00	.00
FUND TOTALS	2,185.03	.00	.00	2,185.03

ACCOUNT NAME	BEGINNING CASH BALANCE	CASH RECEIPTS	CASH DISBURSEMENTS	ENDING CASH BALANCE
2020 552 ETCOG RESIDENTIAL CASH FUND TOTALS	1,411.00-	.00	.00	1,411.00-
2020 555 JUVENILE PROBATION INTEREST CASH	82.56	1.11	.00	83.67
2020 556 REGIONAL SERVICE ENHANCEMENT CASH	23,872.25	5.44	.00	23,877.69
2020 558 GRANT S CASH	23,954.81	6.55	.00	23,961.36
2020 559 MENTAL IMPAIRMENT CASELOAD CASH	35,497.03	6,966.08	6,147.56-	36,315.55
2020 567 FIRE MARSHAL CASH	7,738.90	4,273.00	4,433.55-	7,578.35
2020 568 TECHNOLOGY RESOURCES CASH	15,066.44	.00	3,390.51-	11,675.93
2020 569 HAVA ELECTION GRANT CASH	15,359.98	.00	.00	15,359.98
2020 570 GOLDEN WATER SUPPLY CORP CASH	15,359.98	.00	.00	15,359.98
2020 580 D.A. CHECK COLLECTION FUND CASH	2,618.59	.00	210.20-	2,408.39
TOTALS	2,185.03-	.00	.00	2,185.03-

ACCOUNT NAME	BEGINNING CASH BALANCE	CASH RECEIPTS	CASH DISBURSEMENTS	ENDING CASH BALANCE
2020 591 CONSTABLE #1 TLEOSE FUND	2,534.43	.00	.00	2,534.43
CASH - CITIZENS NATIONAL	.49-	.00	.00	.49-
TDOA	.00	.00	.00	.00
MBIA MUNICIPAL INVESTORS SERV	.00	.00	.00	.00
FUND TOTALS	2,533.94	.00	.00	2,533.94
2020 592 CONSTABLE #2 TLEOSE FUND	2,692.48	.00	.00	2,692.48
CASH	.00	.00	.00	.00
CASH OTHER	.00	.00	.00	.00
MBIA MUNICIPAL INVESTORS SERV	.00	.00	.00	.00
FUND TOTALS	2,692.48	.00	.00	2,692.48
2020 593 CONSTABLE #3 TLEOSE FUND	1,359.92	.00	.00	1,359.92
CASH	3,738.50	.00	.00	3,738.50
CASH OTHER - CITY NATIONAL	.00	.00	.00	.00
MBIA MUNICIPAL INVESTORS SERV	.00	.00	.00	.00
FUND TOTALS	5,098.42	.00	.00	5,098.42
2020 594 CONSTABLE #4 TLEOSE FUND	5,633.01	.00	.00	5,633.01
CASH	.00	.00	.00	.00
TIME DEPOSIT ON ACCOUNT	.00	.00	.00	.00
MBIA MUNICIPAL INVESTORS SERV	.00	.00	.00	.00
FUND TOTALS	5,633.01	.00	.00	5,633.01
2020 595 SHERIFF TLEOSE FUND	9,923.39	.00	.00	9,923.39
CASH	.00	.00	.00	.00
TDOA	.00	.00	.00	.00
MBIA MUNICIPAL INVESTORS SERV	.00	.00	.00	.00
FUND TOTALS	9,923.39	.00	.00	9,923.39
2020 596 DA TLEOSE FUND	2,290.27	.00	.00	2,290.27
CASH	.00	.00	.00	.00
MBIA MUNICIPAL INVESTORS SERV	.00	.00	.00	.00
FUND TOTALS	2,290.27	.00	.00	2,290.27
2020 600 JUSTICE COURT TECHNOLOGY FUND	4,634.33	460.23	1.60-	5,092.96
CASH	53,624.94	12.23	.00	53,637.17
TIME DEPOSIT ON ACCOUNT	.00	.00	.00	.00
MBIA MUNICIPAL INVESTORS SERV	.00	.00	.00	.00
FUND TOTALS	58,259.27	472.46	1.60-	58,730.13
2020 800 CONTRIBUTION RELIEF FUND	.00	.00	.00	.00
CASH	16,082.93	.00	.00	16,082.93
TIME DEPOSIT ON ACCOUNT	.00	.00	.00	.00
FUND TOTALS	16,082.93	.00	.00	16,082.93
2020 802 VETERAN'S MEMORIAL WALL FUND	.00	.00	.00	.00
CASH	.00	.00	.00	.00
TIME DEPOSIT ON ACCOUNT	.00	.00	.00	.00
FUND TOTALS	.00	.00	.00	.00
2020 803 HISTORICAL COMMISSION	3,014.12	1.00	.00	3,014.12
HISTORICAL COMMISSION CASH	5,278.87	1.20	.00	5,280.07
TIME DEPOSIT ON ACCOUNT	.00	.00	.00	.00

ACCOUNT NAME	BEGINNING CASH BALANCE	CASH RECEIPTS	CASH DISBURSEMENTS	ENDING CASH BALANCE
2020 804 VAN TORNADO-ASSISTANCE VAN TORNADO-ASSISTANCE-CASH VIASSI-TIME DEPOSITION ACCOUNT FUND TOTALS	8,292.99	1.20	.00	8,294.19
2020 805 FEMA - DEC 2015 STORM CASH DEPOSIT ON ACCOUNT FUND TOTALS	.00	.00	.00	.00
2020 806 FEMA APRIL 2016 STORM CASH DEPOSIT ON ACCOUNT FUND TOTALS	.00	.00	.00	.00
2020 807 HAZARD MITIGATION GRANT CASH TIME DEPOSIT ON ACCOUNT MBIA MUNICIPAL INVESTORS SERV FUND TOTALS	35,624.49-	.00	.00	35,624.49-
2020 808 COURTHOUSE PLANNING GRANT CASH WATER GRANT CASH FUND TOTALS	148,250.48-	111,944.24	.00	36,306.24-
2020 809 PRETRIAL INTERVENTION PROGRAM CASH TIME DEPOSIT ON ACCOUNT FUND TOTALS	3,341.45	11.36	386.99-	2,954.46
2020 810 SHERIFF JUSTICE FORFEITURE FUN CASH TIME DEPOSIT ON ACCOUNT FUND TOTALS	10,870.00	10,004.82	10,000.00-	870.00
2020 811 SHERIFF TREASURY FORFEITURE FU CASH TIME DEPOSIT ON ACCOUNT FUND TOTALS	.00	.00	.00	.00
2020 812 CONSTABLE PCT #1 FORFEITURE FU CASH TIME DEPOSIT ON ACCOUNT FUND TOTALS	500.00	.00	.00	500.00
2020 813 VOICES - JUV CJD GRANT VOICES - CJD JUV GRANT TIME DEPOSIT ON ACCOUNT FUND TOTALS	5,135.13-	.00	3,041.54-	8,176.67-
2020 814 LOCAL TRUANCY PREVENTION & DIV CASH TIME DEPOSIT ON ACCOUNT FUND TOTALS	1,497.52	326.05	.00	1,823.57

ACCOUNT NAME	BEGINNING CASH BALANCE	CASH RECEIPTS	CASH DISBURSEMENTS	ENDING CASH BALANCE
2020 815 COVID-19	5,577.97-	203.17	1,282.37-	6,657.17-
CASH	.00	.00	.00	.00
TIME DEPOSIT ON ACCOUNT	.00	.00	.00	.00
MBIA	5,577.97-	203.17	1,282.37-	6,657.17-
FUND TOTALS				
GRAND TOTALS	<u>16,958,353.72</u>	<u>2,608,478.04</u>	<u>2,682,506.31-</u>	<u>16,884,325.45</u>

ACCOUNT NUMBER	ACCOUNT NAME	DATE	AMDMT NUMBER	OLD BUDGET AMOUNT	AMENDED BUDGET AMOUNT	AMOUNT OF CHANGE	DESCRIPTION	CLK
2020 010-401-310	OFFICE SUPPLIES	06/10/2020	2000048	250.00	200.00	50.00-	LINE ITEM TRANSFER	MK
2020 010-401-311	POSTAGE	06/10/2020	2000048	100.00	150.00	50.00-	LINE ITEM TRANSFER	MK
EXPENDITURES - COMM. CT.			TOTAL AMENDMENTS	2	200.00	.00		
2020 010-403-311	POSTAGE	04/03/2020	2000034	5,500.00	5,300.00	200.00-	LINE ITEM TRANSFER	MK
2020 010-403-311	POSTAGE	05/14/2020	2000044	5,300.00	4,800.00	500.00-	LINE ITEM TRANSFER	MK
2020 010-403-495	MISCELLANEOUS	04/03/2020	2000034	250.00	450.00	200.00-	LINE ITEM TRANSFER	MK
2020 010-403-495	MISCELLANEOUS	05/14/2020	2000044	450.00	950.00	500.00	LINE ITEM TRANSFER	MK
EXPENDITURES - COUNTY CLERK			TOTAL AMENDMENTS	4	7,000.00	.00		
2020 010-409-402	CONTRACT SERVICES	10/30/2019	2000007	.00	7,000.00	7,000.00-	LINE ITEM TRANSFER	MK
2020 010-409-800	CONTINGENCY	10/30/2019	2000007	370,000.00	363,000.00	7,000.00-	LINE ITEM TRANSFER	MK
EXPENDITURES - NON DEPARTMENT			TOTAL AMENDMENTS	2	363,000.00	.00		
2020 010-437-406	TRANSCRIPT AND DEF	05/01/2020	2000039	15,000.00	23,000.00	8,000.00-	LINE ITEM TRANSFER	MK
2020 010-437-415	INDIGENT LEGAL AID	05/01/2020	2000039	430,000.00	422,000.00	8,000.00-	LINE ITEM TRANSFER	MK
EXPENDITURES - ADULT DIST CRT			TOTAL AMENDMENTS	2	422,000.00	.00		
2020 010-476-310	OFFICE SUPPLIES	06/10/2020	2000049	5,000.00	6,000.00	1,000.00-	LINE ITEM TRANSFER	MK
2020 010-476-427	TRAINING	06/10/2020	2000049	7,000.00	6,000.00	1,000.00-	LINE ITEM TRANSFER	MK
EXPENDITURES - DA			TOTAL AMENDMENTS	2	6,000.00	.00		
2020 010-503-572	OFFICE EQUIPMENT	11/27/2019	2000011	77,000.00	76,923.91	76.09-	LINE ITEM TRANSFER	MK
2020 010-503-588	FINANCING LEASE IN	11/27/2019	2000011	1,018.00	1,025.59	7.59	LINE ITEM TRANSFER	MK
2020 010-503-589	EQUIPMENT PAYMENTS	11/27/2019	2000011	31,764.39	31,832.89	68.50	LINE ITEM TRANSFER	MK
EXPENDITURES-DATA PROCESSING			TOTAL AMENDMENTS	3	1,025.59	.00		
2020 010-551-428	FUEL AND LUBRICANT	01/08/2020	2000020	1,000.00	500.00-	500.00-	LINE ITEM TRANSFER	MK
2020 010-551-451	AUTO MAINTENANCE	01/08/2020	2000020	1,000.00	1,500.00	500.00	LINE ITEM TRANSFER	MK
EXPENDITURES - CONSTABLE PCT.1			TOTAL AMENDMENTS	2	1,500.00	.00		
2020 015-560-427	TRAINING	03/05/2020	2000030	.00	1,000.00	1,000.00-	LINE ITEM TRANS - FORFEITUR	MK
2020 015-560-495	MISC	03/05/2020	2000030	10,000.00	9,000.00	1,000.00-	LINE ITEM TRANS - FORFEITUR	MK
EXPENDITURES - SHERIFF FORFEIT			TOTAL AMENDMENTS	2	1,000.00	.00		
2020 021-380-200	FINANCING ISSURANC	10/17/2019	2000006	.00	120,970.00-	120,970.00-	INCREASE REVENUE & EXPENSE	MK
			TOTAL AMENDMENTS	1	120,970.00-			
2020 021-621-335	ROAD & BRIDGE MATE	01/23/2020	2000023	746,694.00	726,694.00	20,000.00-	LINE ITEM TRANSFER	SH
2020 021-621-451	REPAIR & MAINT.-MA	01/23/2020	2000023	30,000.00	50,000.00	20,000.00	LINE ITEM TRANSFER	SH
2020 021-621-571	EQUIPMENT PURCHASE	10/17/2019	2000006	50,000.00	170,970.00	120,970.00	INCREASE REVENUE & EXPENSE	MK
EXPENDITURES - R & B PCT.1			TOTAL AMENDMENTS	3	120,970.00			
2020 022-622-335	ROAD & BRIDGE MATE	10/10/2019	2000005	1,276,523.00	1,269,523.00	7,000.00-	LINE ITEM TRANSFER	MK
2020 022-622-461	MACHINERY RENTAL	10/10/2019	2000005	.00	7,000.00	7,000.00	LINE ITEM TRANSFER	MK
EXPENDITURES - R & B PCT.2			TOTAL AMENDMENTS	2	1,269,523.00	.00		
2020 023-370-100	ROAD DAMAGE PAYMEN	04/17/2020	2000037	.00	15,600.00-	15,600.00-	INCREASE REV & EXP - R&B#3	MK
			TOTAL AMENDMENTS	1	15,600.00-			
2020 023-371-100	OTHER MISC. REVENU	02/19/2020	2000028	.00	4,225.44-	4,225.44-	INCREASE REV AND EXP INSURA	SH
			TOTAL AMENDMENTS	1	4,225.44-			
2020 023-623-103	SALARIES - EMPLOYE	05/14/2020	2000045	257,454.35	244,155.81	13,298.54-	LINE ITEM TRANSFER	MK
2020 023-623-110	SALARIES - COMP TI	05/14/2020	2000045	.00	13,298.54	13,298.54	LINE ITEM TRANSFER	MK

ACCOUNT NUMBER	ACCOUNT NAME	DATE	AMDMT NUMBER	OLD BUDGET AMOUNT	AMENDED BUDGET AMOUNT	AMOUNT OF CHANGE	DESCRIPTION	CLK
2020 023-623-335	ROAD & BRIDGE MATE	10/02/2019	2000003	857,232.00	807,232.00	50,000.00-	BUDGET CORRECTION	MK
2020 023-623-335	ROAD & BRIDGE MATE	01/23/2020	2000021	807,232.00	807,107.29	124.71-	LINE ITEM TRANSFER	SH
2020 023-623-335	ROAD & BRIDGE MATE	04/17/2020	2000037	807,107.29	822,707.29	15,600.00	INCREASE REV & EXP - R&B#3	MK
2020 023-623-402	CONTRACT SERVICES	10/02/2019	2000003	3,500.00	53,500.00	50,000.00	BUDGET CORRECTION	MK
2020 023-623-440	ELECTRICITY	02/05/2020	2000024	17,000.00	16,755.00	245.00-	LINE ITEM TRANSFER	MK
2020 023-623-440	ELECTRICITY	05/01/2020	2000040	16,755.00	16,705.00	50.00-	LINE ITEM TRANSFER	MK
2020 023-623-441	GAS	01/23/2020	2000021	200.00	324.71	124.71	LINE ITEM TRANSFER	SH
2020 023-623-441	GAS	02/05/2020	2000024	569.71	569.71	0.00	LINE ITEM TRANSFER	MK
2020 023-623-441	GAS	03/01/2020	2000040	569.71	619.71	50.00	LINE ITEM TRANSFER	MK
2020 023-623-451	REPAIR & MAINT-MAC	02/19/2020	2000228	70,000.00	74,225.44	4,225.44	INCREASE REV AND EXP INSURA	SH
EXPENDITURES - R	&B PCT.3		TOTAL AMENDMENTS	12	TOTAL CHANGES	19,825.44		
2020 024-364-100	SALE OF PROPERTY	12/26/2019	2000018	0.00	30,000.00-	30,000.00-	INCREASE REV & EXP - SALE O	MK
EXPENDITURES - R	PCT.4		TOTAL AMENDMENTS	1	TOTAL CHANGES	30,000.00-		
2020 024-624-335	ROAD & BRIDGE MATE	12/11/2019	2000014	767,779.00	737,779.00	30,000.00-	LINE ITEM TRANSFER	MK
2020 024-624-335	ROAD & BRIDGE MATE	12/26/2019	2000018	737,779.00	767,779.00	30,000.00-	INCREASE REV & EXP - SALE O	MK
2020 024-624-335	ROAD & BRIDGE MATE	04/03/2020	2000035	767,779.00	766,779.00	1,000.00-	LINE ITEM TRANSFER	MK
2020 024-624-335	ROAD & BRIDGE MATE	05/01/2020	2000041	766,779.00	741,779.00	25,000.00-	LINE ITEM TRANSFER	MK
2020 024-624-340	SHOP SUPPLIES & TO	04/03/2020	2000035	4,250.00	5,250.00	1,000.00	LINE ITEM TRANSFER	MK
2020 024-624-571	EQUIPMENT PURCHASE	11/27/2019	2000011	200,000.00	200,000.00	0.00	LINE ITEM TRANSFER	MK
2020 024-624-571	EQUIPMENT PURCHASE	12/11/2019	2000014	230,000.00	239,000.00	9,000.00	LINE ITEM TRANSFER	MK
2020 024-624-571	EQUIPMENT PURCHASE	05/01/2020	2000041	230,000.00	255,000.00	25,000.00	LINE ITEM TRANSFER	MK
2020 024-624-800	CONTINGENCY	11/27/2019	2000011	200,000.00	200,000.00	0.00	LINE ITEM TRANSFER	MK
EXPENDITURES - PCT.4			TOTAL AMENDMENTS	9	TOTAL CHANGES	30,000.00		
2020 036-476-103	SALARIES - EMPLOYE	05/01/2020	2000042	25,826.00	24,826.00	1,000.00-	LINE ITEM TRANSFER	MK
2020 036-476-495	MISC. EXPENDITURES	05/01/2020	200042	0.00	1,000.00	1,000.00	LINE ITEM TRANSFER	MK
EXPENDITURES - DA	FOREF II		TOTAL AMENDMENTS	2	TOTAL CHANGES	0.00		
2020 042-650-310	OFFICE SUPPLIES	05/01/2020	2000043	2,000.00	1,960.00	40.00-	LINE ITEM TRANSFER	MK
2020 042-650-495	MISCELLANEOUS	05/01/2020	200043	50.00	90.00	40.00	LINE ITEM TRANSFER	MK
EXPENDITURES - LIBRARY			TOTAL AMENDMENTS	2	TOTAL CHANGES	0.00		
2020 057-403-407	MICROFILMING	12/23/2019	2000016	200,000.00	150,000.00	50,000.00-	LINE ITEM TRANSFER	MK
2020 057-403-462	OFFICE EQUIPMENT R	12/23/2019	200016	0.00	50,000.00	50,000.00	LINE ITEM TRANSFER	MK
EXPENDITURES - COUNTY	CLERK		TOTAL AMENDMENTS	2	TOTAL CHANGES	0.00		
2020 085-319-000	PENALTY/INTEREST	06/10/2020	2000051	10,000.00-	10,020.00-	20.00-	INCREASE REV & EXP - DEBT S	MK
EXPENDITURES - DEBT	SERVICE		TOTAL AMENDMENTS	1	TOTAL CHANGES	20.00-		
2020 085-680-690	DEBT SERVICE FEES	06/10/2020	200051	0.00	20.00	20.00	INCREASE REV & EXP - DEBT S	MK
EXPENDITURES - DEBT	SERVICE		TOTAL AMENDMENTS	1	TOTAL CHANGES	20.00		
2020 131-333-109	VINE	03/05/2020	2000029	0.00	18,618.88-	18,618.88-	INCREASE REV & EXP - VINE G	MK
EXPENDITURES - DEBT	SERVICE		TOTAL AMENDMENTS	1	TOTAL CHANGES	18,618.88-		
2020 131-512-310	OFFICE SUPPLIES -	12/23/2019	2000017	10,383.00	9,097.05	1,285.95-	LINE ITEM TRANSFER	MK
2020 131-512-310	OFFICE SUPPLIES -	03/18/2020	2000033	9,097.05	7,000.00	2,097.05	LINE ITEM TRANSFER	MK
2020 131-512-312	OFFICE SUPPLIES -	10/02/2019	2000004	2,000.00	1,190.00	810.00-	BUDGET CORRECTION	MK
2020 131-512-334	OTHER JAIL SUPPLIE	04/03/2020	2000036	2,000.00	1,500.00	500.00-	LINE ITEM TRANSFER	MK
2020 131-512-333	UNIFORMS	11/27/2019	2000012	5,500.00	5,000.00	500.00-	LINE ITEM TRANSFER	MK
2020 131-512-333	UNIFORMS	03/05/2020	2000031	13,500.00	13,000.00	500.00-	LINE ITEM TRANSFER	MK
2020 131-512-339	UNIFORMS	03/18/2020	2000033	13,000.00	11,845.81	1,154.19-	LINE ITEM TRANSFER	MK
2020 131-512-339	UNIFORMS	04/17/2020	2000038	11,845.81	11,545.81	300.00-	LINE ITEM TRANSFER	MK

ACCOUNT NUMBER	ACCOUNT NAME	DATE	AMDMT NUMBER	OLD BUDGET AMOUNT	AMENDED BUDGET AMOUNT	AMOUNT OF CHANGE	DESCRIPTION	CLK
2020 131-512-339	UNIFORMS	05/14/2020	200046	11,545.81	11,457.06	88.75-	LINE ITEM TRANSFER	MK
2020 131-512-402	CONTRACT SERVICES	11/27/2019	200012	250,000.00	242,000.00	8,000.00-	LINE ITEM TRANSFER	MK
2020 131-512-495	MISCELLANEOUS	03/05/2020	200031	1,800.00	2,300.00	500.00	LINE ITEM TRANSFER	MK
2020 131-512-495	MISCELLANEOUS	03/18/2020	200033	2,300.00	2,954.19	654.19	LINE ITEM TRANSFER	MK
2020 131-512-495	MISCELLANEOUS	04/03/2020	200036	2,954.19	3,764.19	810.00	LINE ITEM TRANSFER	MK
2020 131-512-495	MISCELLANEOUS	04/17/2020	200038	3,764.19	4,064.19	300.00	LINE ITEM TRANSFER	MK
2020 131-512-495	MISCELLANEOUS	05/14/2020	200046	4,064.19	4,152.94	88.75	LINE ITEM TRANSFER	MK
2020 131-512-572	OFFICE EQUIPMENT	12/23/2019	200017	750.00	2,035.95	1,285.95	LINE ITEM TRANSFER	MK
EXPENDITURES - VZC JAIL			TOTAL AMENDMENTS	16	TOTAL CHANGES	5,000.00		
2020 131-513-457	MAINT. & SERVICE	03/05/2020	200029	0.00	18,618.88	18,618.88	INCREASE REV & EXP - VINE G	MK
EXPENDITURES			TOTAL AMENDMENTS	1	TOTAL CHANGES	18,618.88		
2020 132-352-400	GRANT PROCEEDS	02/05/2020	200025	0.00	73,000.00-	73,000.00-	INCREASE REV & EXP - SO GRA	MK
EXPENDITURES			TOTAL AMENDMENTS	1	TOTAL CHANGES	73,000.00-		
2020 132-367-000	GENERAL DONATION V	02/19/2020	200027	0.00	2,000.00-	2,000.00-	INCREASE REV AND EXP FOR AM	SH
EXPENDITURES			TOTAL AMENDMENTS	1	TOTAL CHANGES	2,000.00-		
2020 132-560-337	LAW ENFORCEMENT SU	02/19/2020	200027	14,500.00	16,500.00	2,000.00	INCREASE REV AND EXP FOR AM	SH
2020 132-560-427	TRAINING	03/05/2020	200032	3,000.00	7,500.00	2,500.00	LINE ITEM TRANSFER	MK
2020 132-560-428	TRAVEL	03/05/2020	200032	5,000.00	2,500.00	2,500.00-	LINE ITEM TRANSFER	MK
2020 132-560-574	GRANT EQUIPMENT	02/05/2020	200025	0.00	73,000.00	73,000.00-	INCREASE REV & EXP - SO GRA	MK
EXPENDITURES - SHERIFF OFFICE			TOTAL AMENDMENTS	4	TOTAL CHANGES	75,000.00		
2020 541-344-104	DRUG TESTING	11/19/2019	200009	0.00	21,000.00-	21,000.00-	LINE ITEM TRANS - ADULT BA1	MK
2020 541-344-105	GLOBAL POSITIONING	11/19/2019	200009	21,000.00-	0.00	21,000.00	LINE ITEM TRANS - ADULT BA1	MK
EXPENDITURES			TOTAL AMENDMENTS	2	TOTAL CHANGES	0.00		
2020 544-574-419	PROFESSIONAL FEES	11/19/2019	200010	0.00	337.00	337.00	LINE ITEM TRANS - ADULT BA2	MK
2020 544-574-572	EQUIPMENT	11/19/2019	200010	337.00	0.00	337.00-	LINE ITEM TRANS - ADULT BA2	MK
EXPENDITURES - OFFENDER			TOTAL AMENDMENTS	2	TOTAL CHANGES	0.00		
2020 547-333-110	STATE AID - JUV GR	06/04/2020	200047	320,994.00-	350,036.00-	29,042.00-	INCREASE REV & EXP - JUV BA	MK
2020 547-333-114	GRANT R - ALLOCATI	10/31/2019	200008	7,812.00-	7,812.50-	50-	INCREASE REV & EXP - JUV BA	MK
EXPENDITURES			TOTAL AMENDMENTS	2	TOTAL CHANGES	29,042.50-		
2020 547-581-412	NON RESIDENTIAL SRV	09/18/2019	200002	0.00	4,960.00	4,960.00	JUV GRANT R INCREASE	MK
2020 547-581-414	MH COUNSELING - R	10/31/2019	200008	7,812.00	7,812.50	50	JUVENILE BA #3	MK
2020 547-581-432	PSYCHOLOGICAL -R A	06/04/2020	200047	0.00	4,500.00	4,500.00	INCREASE REV & EXP - JUV BA	MK
2020 547-581-572	OFFICE EQUIPMENT	06/04/2020	200047	0.00	10,121.28	10,121.28	INCREASE REV & EXP - JUV BA	MK
EXPENDITURES - TJCP PROBATION			TOTAL AMENDMENTS	4	TOTAL CHANGES	19,581.78		
2020 547-587-103	SALARIES - EMPLOYE	06/04/2020	200047	96,768.00	111,188.72	14,420.72	INCREASE REV & EXP - JUV BA	MK
2020 547-587-411	RESIDENTIAL SERVIC	09/18/2019	200001	0.00	1,017.48	1,017.48	JUV GRANT A INCREASE	MK
EXPENDITURES - TJCP RESIDENTIA			TOTAL AMENDMENTS	2	TOTAL CHANGES	15,438.20		
2020 549-585-414	MENTAL HEALTH COUN	12/26/2019	200019	8,551.00	5,555.00	2,996.00-	JUV BUDGET ADJUSTMENT	MK
2020 549-585-416	PSYCHO EVAL	12/26/2019	200019	0.00	2,996.00	2,996.00	JUV BUDGET ADJUSTMENT	MK
EXPENDITURES - CCP PROBATION			TOTAL AMENDMENTS	2	TOTAL CHANGES	0.00		
2020 556-333-118	GRANT PROCEEDS	12/11/2019	200015	0.00	83,593.00-	83,593.00-	JUV BA #4	MK
EXPENDITURES			TOTAL AMENDMENTS	1	TOTAL CHANGES	83,593.00-		
2020 556-582-103	SALARIES - EMPLOYE	12/11/2019	200015	0.00	24,319.00	24,319.00	JUV BA #4	MK

ACCOUNT NUMBER	ACCOUNT NAME	DATE	AMDMT NUMBER	OLD BUDGET AMOUNT	AMENDED BUDGET AMOUNT	AMOUNT OF CHANGE	DESCRIPTION	CLK
2020 556-582-411	PROGRAM OR SERVICE	12/11/2019	200015	.00	57,200.00	57,200.00	JUV BA #4	MK
2020 556-582-572	EQUIPMENT	12/11/2019	200015	.00	2,074.00	2,074.00	JUV BA #4	MK
	TOTAL AMENDMENTS			3	TOTAL CHANGES	83,593.00		
2020 567-435-311	POSTAGE	06/10/2020	200050	500.00	800.00	300.00	LINE ITEM TRANSFER	MK
2020 567-435-495	MISC	01/23/2020	200022	100.00	48.22	51.78-	LINE ITEM TRANSFER	SH
2020 567-435-571	EQUIPMENT PURCHASE	06/10/2020	200050	40,000.00	39,700.00	300.00-	LINE ITEM TRANSFER	MK
2020 567-435-572	OFFICE EQUIPMENT	01/23/2020	200022	1,500.00	1,551.78	51.78	LINE ITEM TRANSFER	SH
	TOTAL AMENDMENTS			4	TOTAL CHANGES	.00		
2020 809-476-103	SALARIES - EMPLOYE	02/05/2020	200026	.00	5,000.00	5,000.00	INCREASE SALARY - DA PRETRI	MK
2020 809-476-201	SOCIAL SECURITY TA	02/05/2020	200026	.00	385.00	385.00	INCREASE SALARY - DA PRETRI	MK
2020 809-476-203	RETIREMENT	02/05/2020	200026	.00	409.00	409.00	INCREASE SALARY - DA PRETRI	MK
2020 809-476-204	WORKERS COMPENSATI	02/05/2020	200026	.00	15.00	15.00	INCREASE SALARY - DA PRETRI	MK
2020 809-476-206	UNEMPLOYMENT INSUR	02/05/2020	200026	.00	16.00	16.00	INCREASE SALARY - DA PRETRI	MK
2020 809-476-427	TRAINING	02/05/2020	200026	.00	5,825.00-	5,825.00-	INCREASE SALARY - DA PRETRI	MK
	TOTAL AMENDMENTS			6	TOTAL CHANGES	.00		
2020 815-352-400	GRANT PROCEEDS	06/10/2020	200052	.00	445,907.00-	445,907.00-	INCREASE REV & EXP - COVID	MK
	TOTAL AMENDMENTS			1	TOTAL CHANGES	445,907.00-		
2020 815-630-111	COVID - 19 PAYROLL	06/10/2020	200052	.00	50,000.00	50,000.00	INCREASE REV & EXP - COVID	MK
2020 815-630-111	COVID - 19 PAYROLL	06/12/2020	1	.00	50,000.00-	50,000.00-	ACCOUNT S/H/B 815-630-103	SH
2020 815-630-332	PUBLIC HEALTH	06/10/2020	200052	.00	295,907.00	295,907.00	INCREASE REV & EXP - COVID	MK
2020 815-630-495	CONTRACT EXPENSE	06/10/2020	200052	.00	50,000.00	50,000.00	INCREASE REV & EXP - COVID	MK
2020 815-630-495	MISC/OTHER EXPENSE	06/10/2020	200052	.00	50,000.00	50,000.00	INCREASE REV & EXP - COVID	MK
	TOTAL AMENDMENTS			5	TOTAL CHANGES	395,907.00		



P.O. Box 3188 • Longview, Texas 75606 • 903-237-5500
MEMBER FDIC EQUAL HOUSING LENDER

Return Service Requested

Date 5/29/20
PRIMARY ACCOUNT
ENCLOSURES

Page 1
277



TXBT VAN ZANDT COUNTY
FINANCIAL CLEARING
121 E DALLAS RM 101
CANTON TX 75103

C H E C K I N G A C C O U N T

PUBLIC FUNDS CHECKING		NUMBER OF ENCLOSURES	277
ACCOUNT NUMBER	[REDACTED]	Statement Dates	5/01/20 thru 5/31/20
PREVIOUS BALANCE	1,450,806.04	DAYS IN STATEMENT PERIOD	31
32 DEPOSITS	2,285,577.00	AVERAGE LEDGER	1,168,069.50
284 CHECKS/DEBITS	2,192,668.75	AVERAGE COLLECTED	1,163,227.81
SERVICE CHARGE	.00		
INTEREST PAID	.00		
CURRENT BALANCE	1,543,714.29		

D E P O S I T S A N D O T H E R C R E D I T S

Date	Description	Amount
5/01	ACH Pmt RENE' BATES AUCT CCD 5248782429	925.00
5/01	Trsf from Jury Clearing Voided Jury checks confirmation number 501200112	18.00
5/01	DEPOSIT	72,278.56
5/04	INV-PAYMTS COMP JUDICIARY CTX	500.00
5/05	INV-PAYMTS TX DIV EMER MGMT CTX	629.62
5/05	INV-PAYMTS CPA STATE FISCAL CTX	58,283.59
5/06	DEPOSIT	3,330.06
5/07	PAY VZ CO APPRAISAL PPD	32,508.62
5/07	PAY VZ CO APPRAISAL PPD	191,381.28
5/07	DEPOSIT	21,098.61
5/08	INV-PAYMTS HEALTH HUMAN SVC CTX	18.00
5/08	INV-PAYMTS TX DPT CRIML JST CTX	926.90
5/08	INV-PAYMTS TX AGRICULTURE CTX	1,265.00
5/08	DEPOSIT	40,936.81
5/11	DEPOSIT	7,332.34
5/11	DEPOSIT	24,033.85

011939



TXBT-017-011870-001-016-200530 011939 X04
75103149626



Date 5/29/20
 PRIMARY ACCOUNT
 ENCLOSURES

Page 2
 [REDACTED]
 277

VAN ZANDT COUNTY
 FINANCIAL CLEARING
 121 E DALLAS RM 101
 CANTON TX 75103

PUBLIC FUNDS CHECKING

[REDACTED] (Continued)

DEPOSITS AND OTHER CREDITS

Date	Description	Amount
5/12	DEPOSIT	1,568.00
5/13	DEPOSIT	315,612.00
5/14	INV-PAYMTS TX HISTORICAL CM CTX	111,944.24
5/14	DEPOSIT	70,994.06
5/15	DEPOSIT	1,025.00
5/18	INV-PAYMTS JUVENILE JUSTICE CTX	51,182.08
5/18	DEPOSIT	17,380.64
5/19	DEPOSIT	956.00
5/21	DEPOSIT	39,168.84
5/22	Trsf from Debt Services Debt Service Transfer Confirmation number 522200016	375,000.00
5/26	DEPOSIT	34,950.80
5/27	INV-PAYMTS JUVENILE JUSTICE CTX	28,092.30
5/28	INV-PAYMTS COMP JUDICIARY CTX	4,998.00
5/29	WIRE TRANSFER CREDIT VAN ZANDT COUNTY FINANCIAL CLEARING FUND ATTN KENNY EDWARDS 121 E DALLAS ST STE 101 FEDERATED SERVICES COMPANY FEDERATED INVESTORS TOWER PITTSBURGH PA 152223 20200529A1q002cc001755 20200529MMQFMPJR000033 05291025FT03	210,000.00
5/29	INV-PAYMTS TX DIV EMER MGMT CTX	445,907.00
5/29	DEPOSIT	121,331.80

WITHDRAWALS AND OTHER DEBITS

Date	Description	Amount
5/04	PAYMENTS NATIONWIDE PPD	2,925.00-

TXBT-017-011870-001-016-200530 011939 X04

VAN ZANDT COUNTY
FINANCIAL CLEARING
121 E DALLAS RM 101
CANTON TX 75103

PUBLIC FUNDS CHECKING

[REDACTED] (Continued)

WITHDRAWALS AND OTHER DEBITS		
Date	Description	Amount
5/04	INSURANCE AFLAC CCD 0XH48329674	7,387.62-
5/04	USATAXPYMT IRS CCD 220052524851703	60,843.78-
5/05	CHILDSUPP Texas SDU CCD 201250001554435	721.24-
5/06	PAYMENT VISA \WEB	9.58-
5/12	Transf to Debt Services confirmation number 512200104	14,817.40-
5/14	Transf to Payroll Clearing Payroll 5/15/2020 confirmation number 514200115	214,174.58-
5/15	REF: VAN ZANDT COUNTY CSCD 023 WIRE TRANSFER DEBIT TDCJ	4,853.87-
5/15	USATAXPYMT IRS CCD 220053652369596	61,599.17-
5/15	RECEIVABLE TEXAS COUNTY DRS CCD 0333	96,680.24-
5/18	CHILDSUPP Texas SDU CCD 201360001571615	721.24-
5/18	PAYMENTS NATIONWIDE PPD	2,925.00-
5/18	FLEET DEBI WEX INC CCD 9100000739575	8,747.57-
5/22	REF: TX-01-0250-0001 VAN ZANDT WIRE TRANSFER DEBIT TEXAS CLASS	375,000.00-
5/22	Transf to Jury Clearing Jury checks confirmation number 522200081	400.00-
5/28	Transf to Payroll Clearing Payroll 5/29/2020 confirmation number 528200183	227,910.10-
5/28	5124271463 STATE BAR OF TEX PPD	235.00-
5/28	PAYMENT BANKCARD \TEL	1,852.88-



Date 5/29/20
 PRIMARY ACCOUNT
 ENCLOSURES

Page 4
 [REDACTED]
 277

VAN ZANDT COUNTY
 FINANCIAL CLEARING
 121 E DALLAS RM 101
 CANTON TX 75103

PUBLIC FUNDS CHECKING

[REDACTED] (Continued)

WITHDRAWALS AND OTHER DEBITS

Date	Description	Amount
5/29	Transf to Payroll clearing Live PR CK 25837	479.76-
5/29	Confirmation number 529200051 Transf to Payroll clearing Live PR CK 25838	677.60-
5/29	Confirmation number 529200085 FLEET DEBI WEX INC CCD 9100000739575	5,764.58-
5/29	USATAXPYMT IRS CCD 220055043154173	65,624.66-

CHECKS IN NUMERICAL ORDER

Date	Check No	Amount	Date	Check No	Amount
5/06	70425	99.33	5/04	70686*	149.67
5/12	70448*	8.43	5/01	70687	3,328.18
5/07	70461*	211,786.40	5/04	70688	1,508.79
5/26	70462	42.00	5/05	70692*	678.33
5/05	70466*	285.00	5/05	70694*	1,840.00
5/05	70476*	5,791.81	5/04	70695	493.26
5/05	70514*	21.00	5/05	70696	175.00
5/01	70535*	120.80	5/07	70697	664.00
5/01	70549*	110.89	5/11	70698	105.00
5/04	70550	61.58	5/04	70700*	262.64
5/08	70558*	27.47	5/05	70701	8,000.00
5/05	70566*	474.20	5/07	70702	1,827.00
5/08	70573*	240.00	5/06	70703	158.48
5/01	70582*	364.75	5/04	70704	600.00
5/07	70588*	6.42	5/07	70705	1,797.91
5/01	70602*	24.00	5/06	70706	1,078.85
5/05	70608*	152.40	5/01	70707	14,409.91
5/06	70648*	25.00	5/20	70708	439.77
5/19	70665*	15.00	5/12	70710*	1,075.36
5/08	70666	6,128.39	5/05	70711	3,083.45
5/01	70679*	11,400.00	5/05	70712	430.00
5/01	70680	482.48	5/13	70713	180.00
5/08	70683*	39.31	5/07	70714	332.08
5/04	70684	141.88	5/12	70715	2,750.00

* Indicates break in check number sequence

TXBT-017-011870-001-016-200530 011939 X04

VAN ZANDT COUNTY
FINANCIAL CLEARING
121 E DALLAS RM 101
CANTON TX 75103

PUBLIC FUNDS CHECKING

[REDACTED] (Continued)

CHECKS IN NUMERICAL ORDER

Date	Check No	Amount	Date	Check No	Amount
5/05	70716	500.00	5/05	70755	150.00
5/06	70717	86.18	5/05	70758*	8,851.18
5/13	70718	195.39	5/05	70759	1,200.00
5/05	70719	660.00	5/29	70760	350.00
5/07	70720	1,678.75	5/05	70761	33.42
5/05	70721	258.00	5/04	70762	252.77
5/05	70722	1,750.00	5/11	70763	2,156.78
5/07	70723	1,168.25	5/06	70764	720.00
5/05	70724	750.00	5/06	70765	26.97
5/13	70725	700.00	5/08	70766	600.00
5/06	70726	2,500.00	5/05	70767	6,218.36
5/04	70727	40.00	5/05	70768	32,373.86
5/06	70728	8,897.08	5/07	70769	400.55
5/06	70729	24,875.65	5/06	70770	5,583.18
5/04	70730	238.13	5/05	70771	76.41
5/11	70731	245.00	5/05	70772	120,971.34
5/05	70732	204.64	5/05	70773	28.53
5/04	70733	113.27	5/05	70774	420.53
5/05	70734	486.45	5/05	70775	1,854.83
5/05	70735	600.00	5/05	70777*	632.50
5/06	70736	238.80	5/14	70779*	242.73
5/08	70737	498.50	5/06	70780	30,893.59
5/04	70738	98.55	5/06	70782*	1,953.12
5/04	70739	67.00	5/06	70783	11,594.99
5/06	70740	461.60	5/06	70784	91,277.58
5/04	70741	700.95	5/01	70785	60,774.59
5/08	70742	1,032.54	5/26	70786	250.00
5/05	70743	25,000.00	5/12	70788*	49.95
5/04	70744	2,720.84	5/14	70789	39.31
5/06	70745	503.42	5/07	70790	11.00
5/11	70746	36.41	5/05	70791	203.17
5/06	70747	2,915.55	5/06	70792	172.10
5/04	70748	254.66	5/08	70794*	929.80
5/12	70749	100.00	5/05	70795	559.92
5/05	70750	60.00	5/06	70796	69.24
5/01	70751	3,000.00	5/05	70797	14.25
5/04	70752	1,599.45	5/05	70798	18.00
5/06	70753	498.33	5/07	70799	71.95
5/08	70754	141.02	5/08	70800	198.81

* Indicates break in check number sequence



Date 5/29/20
 PRIMARY ACCOUNT
 ENCLOSURES

Page 6
 [REDACTED]
 277

VAN ZANDT COUNTY
 FINANCIAL CLEARING
 121 E DALLAS RM 101
 CANTON TX 75103

PUBLIC FUNDS CHECKING

[REDACTED] (Continued)

CHECKS IN NUMERICAL ORDER					
Date	check No	Amount	Date	check No	Amount
5/07	70801	1,116.00	5/19	70845*	4,500.00
5/11	70802	675.00	5/27	70846	2,682.23
5/05	70803	169.38	5/19	70848*	1,000.00
5/05	70804	955.04	5/20	70849	1,872.28
5/20	70805	803.45	5/21	70850	203.13
5/22	70806	77.09	5/18	70851	7,332.50
5/20	70807	47.36	5/20	70852	3,020.00
5/11	70809*	4,946.51	5/20	70853	2,057.70
5/18	70810	610.69	5/27	70854	296.00
5/18	70811	46.26	5/29	70856*	2,412.12
5/18	70812	149.69	5/20	70857	1,690.00
5/18	70813	544.35	5/26	70858	1,201.06
5/21	70814	1,998.47	5/19	70859	200.00
5/19	70815	1,357.83	5/19	70860	433.63
5/18	70816	447.46	5/19	70861	176.71
5/19	70817	31.39	5/20	70862	22.50
5/19	70818	1,840.00	5/18	70863	7.00
5/19	70819	1,774.46	5/20	70864	18,628.32
5/27	70822*	105.99	5/19	70865	155.20
5/26	70823	400.00	5/19	70866	600.00
5/20	70824	5,089.04	5/19	70867	166.28
5/21	70825	175.00	5/20	70868	1,045.00
5/21	70826	180.00	5/18	70869	15.37
5/20	70827	462.00	5/20	70870	50.00
5/21	70828	127.82	5/20	70871	8,905.30
5/27	70829	270.30	5/19	70872	47.39
5/13	70830	3.50	5/19	70873	125.00
5/19	70832*	1,201.06	5/19	70874	1,081.91
5/18	70833	793.80	5/26	70875	23.08
5/21	70834	2,437.88	5/19	70877*	6,084.00
5/21	70835	138.13	5/18	70878	10.00
5/22	70836	580.04	5/22	70879	42.03
5/21	70837	100.00	5/20	70880	1,201.06
5/19	70838	293.95	5/19	70881	13,959.00
5/19	70839	290.00	5/19	70883*	2,220.00
5/20	70840	2,288.16	5/26	70884	1,201.06
5/20	70841	290.00	5/21	70885	115.55
5/18	70842	48.24	5/19	70887*	150.00
5/21	70843	408.48	5/20	70889*	130.00

* Indicates break in check number sequence

TXBT-017-011870-001-016-200530 011939 X04

VAN ZANDT COUNTY
 FINANCIAL CLEARING
 121 E DALLAS RM 101
 CANTON TX 75103

PUBLIC FUNDS CHECKING [REDACTED] (Continued)

CHECKS IN NUMERICAL ORDER

Date	Check No	Amount	Date	Check No	Amount
5/18	70890	8,098.02	5/14	70921	60,774.59
5/20	70891	510.00	5/20	70922	395.00
5/13	70892	74.00	5/22	70923	52.01
5/21	70893	130.95	5/27	70924	6,568.14
5/20	70894	2,392.13	5/26	70925	90.00
5/20	70896*	84.00	5/21	70926	49.95
5/18	70897	529.39	5/21	70927	21.12
5/28	70898	54.60	5/26	70928	476.73
5/19	70899	2,000.00	5/27	70929	1,149.00
5/18	70900	1,468.12	5/21	70930	564.29
5/21	70902*	18.00	5/27	70931	35.07
5/19	70903	1,035.00	5/26	70932	1,098.50
5/19	70904	40,848.94	5/26	70933	6,247.30
5/28	70905	600.00	5/26	70934	120.80
5/18	70906	13.49	5/21	70935	910.64
5/18	70907	285.60	5/26	70936	46.08
5/19	70908	127.00	5/21	70937	86.23
5/19	70909	1,010.00	5/21	70939*	270.63
5/21	70910	18.75	5/26	70940	189.63
5/27	70911	948.41	5/22	70941	900.00
5/20	70912	270.68	5/26	70942	707.54
5/19	70913	49.34	5/22	70943	45.00
5/19	70914	1,585.06	5/22	70944	225.60
5/18	70915	50.63	5/27	70945	4,156.25
5/20	70916	1,201.06	5/22	70947*	1,055.04
5/21	70917	26.62	5/26	70948	529.87
5/19	70918	16,945.07	5/28	70949	138.94
5/21	70919	173.20	5/28	71005*	638.11
5/21	70920	75.59	5/28	71038*	500.00

* Indicates break in check number sequence

DAILY BALANCE INFORMATION

Date	Balance	Date	Balance	Date	Balance
5/01	1,430,012.00	5/08	1,058,443.64	5/15	1,124,469.91
5/04	1,350,052.16	5/11	1,081,645.13	5/18	1,160,188.21
5/05	1,182,313.13	5/12	1,064,411.99	5/19	1,059,840.99
5/06	1,001,004.57	5/13	1,378,871.10	5/20	1,006,946.18
5/07	1,025,132.77	5/14	1,286,578.19	5/21	1,037,884.59



Date 5/29/20
PRIMARY ACCOUNT
ENCLOSURES

Page 8
[Redacted]
277

VAN ZANDT COUNTY
FINANCIAL CLEARING
121 E DALLAS RM 101
CANTON TX 75103

PUBLIC FUNDS CHECKING

[Redacted] (Continued)

DAILY BALANCE INFORMATION					
Date	Balance	Date	Balance	Date	Balance
5/22	1,034,507.78	5/27	1,068,715.84	5/29	1,543,714.29
5/26	1,056,834.93	5/28	841,784.21		

END OF STATEMENT

TexPool Participant Services
 1001 Texas Avenue, Suite 1150
 Houston, TX 77002



TEXAS TRUST
 TEXAS TREASURY SAFEKEEPING TRUST COMPANY
 COMPTROLLER GLENN HEGAR, CHAIRMAN

Participant Statement

VAN ZANDT COUNTY
 FINANCIAL CLEARING FUND
 ATTN KENNY EDWARDS
 121 E DALLAS ST STE 101
 CANTON TX 75103-1496

Statement Period **05/01/2020 - 05/31/2020**

Page 1 of 2

Customer Service **1-866-TEX-POOL**
 Location ID **[REDACTED]**
 Investor ID **000009623**

TexPool Update

Visit the newly updated TexPool.com! Our new site is more dynamic, intuitive and engaging, and offers an ideal user experience across any device. We invite you to check it out and experience the many upgrades.

TexPool Summary

Pool Name	Beginning Balance	Total Deposits	Total Withdrawals	Total Interest	Current Balance	Average Balance
Texas Local Government Investment Pool	\$15,137,200.92	\$0.00	\$210,000.00	\$3,447.65	\$14,930,648.57	\$15,117,211.98
Total Dollar Value	\$15,137,200.92	\$0.00	\$210,000.00	\$3,447.65	\$14,930,648.57	

Portfolio Value

Pool Name	Pool/Account	Market Value (05/01/2020)	Share Price (05/31/2020)	Shares Owned (05/31/2020)	Market Value (05/31/2020)
Texas Local Government Investment Pool	[REDACTED]	\$15,137,200.92	\$1.00	14,930,648.570	\$14,930,648.57
Total Dollar Value		\$15,137,200.92			\$14,930,648.57

Interest Summary

Pool Name	Pool/Account	Month-to-Date Interest	Year-to-Date Interest
Texas Local Government Investment Pool	[REDACTED]	\$3,447.65	\$54,097.63
Total		\$3,447.65	\$54,097.63



Transaction Detail

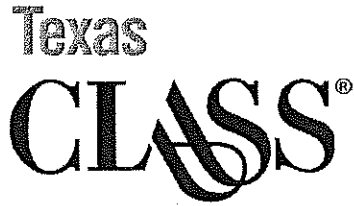
Texas Local Government Investment Pool

Participant: VAN ZANDT COUNTY

Pool/ Account: XXXXXXXXXX

Transaction Date	Settlement Date	Transaction Description	Transaction Dollar Amount	Share Price	Shares This Transaction	Shares Owned
05/01/2020	05/01/2020	BEGINNING BALANCE	\$15,137,200.92	\$1.00		15,137,200.920
05/29/2020	05/29/2020	WITHDRAWAL	\$210,000.00-	\$1.00	210,000.000-	14,927,200.920
05/29/2020	05/29/2020	MONTHLY POSTING	\$3,447.65	\$1.00	3,447.650	14,930,648.570
Account Value as of 05/31/2020			\$14,930,648.57	\$1.00		14,930,648.570





Summary Statement

May 2020

Van Zandt County

121 East Dallas Street, Room 101
Canton, TX 75103

TXCLASS

Average Monthly Yield: 0.76%

	Beginning Balance	Contributions	Withdrawals	Income Earned	Income Earned YTD	Average Daily Balance	Month End Balance
██████████ FINANCIAL CLEARING	632,058.19	375,000.00	0.00	473.25	3,701.49	753,272.21	1,007,531.44
Total	632,058.19	375,000.00	0.00	473.25	3,701.49	753,272.21	1,007,531.44



Account Statement

May 2020

Van Zandt County

121 East Dallas Street, Room 101
Canton, TX 75103

TXCLASS [REDACTED]


Summary

Average Monthly Yield: 0.76%

	Beginning Balance	Contributions	Withdrawals	Income Earned	Average Daily Balance	Month End Balance
[REDACTED] FINANCIAL CLEARING	632,058.19	375,000.00	0.00	473.25	753,272.21	1,007,531.44

Transactions

Transaction Date	Transaction Description	Contributions & Income Earned	Withdrawals	Balance	Transaction Number
05/01/2020	Beginning Balance			632,058.19	
05/22/2020	Contribution	375,000.00			TXT12518591
05/31/2020	Income Earned For The Period	473.25			
05/31/2020	Ending Balance			1,007,531.44	



Daily Rates

May 2020

TXCLASS

Date	Dividend Rate	Daily Yield
01-May-20	0.000026434	0.97%
02-May-20	0.000026434	0.97%
03-May-20	0.000026434	0.97%
04-May-20	0.000025708	0.94%
05-May-20	0.000024223	0.89%
06-May-20	0.000023643	0.87%
07-May-20	0.000023023	0.84%
08-May-20	0.000022579	0.83%
09-May-20	0.000022579	0.83%
10-May-20	0.000022579	0.83%
11-May-20	0.000021461	0.79%
12-May-20	0.000020373	0.75%
13-May-20	0.000019929	0.73%
14-May-20	0.000019811	0.73%
15-May-20	0.000019693	0.72%
16-May-20	0.000019693	0.72%
17-May-20	0.000019693	0.72%
18-May-20	0.000019265	0.71%
19-May-20	0.000019167	0.70%
20-May-20	0.000019204	0.70%
21-May-20	0.000018828	0.69%
22-May-20	0.000018778	0.69%
23-May-20	0.000018778	0.69%
24-May-20	0.000018778	0.69%
25-May-20	0.000018778	0.69%
26-May-20	0.000018367	0.67%
27-May-20	0.000018016	0.66%
28-May-20	0.000017626	0.65%
29-May-20	0.000017168	0.63%
30-May-20	0.000017168	0.63%
31-May-20	0.000017168	0.63%